

EMERGING MARKETS IN 2025: DIVERSIFICATION AND GROWTH

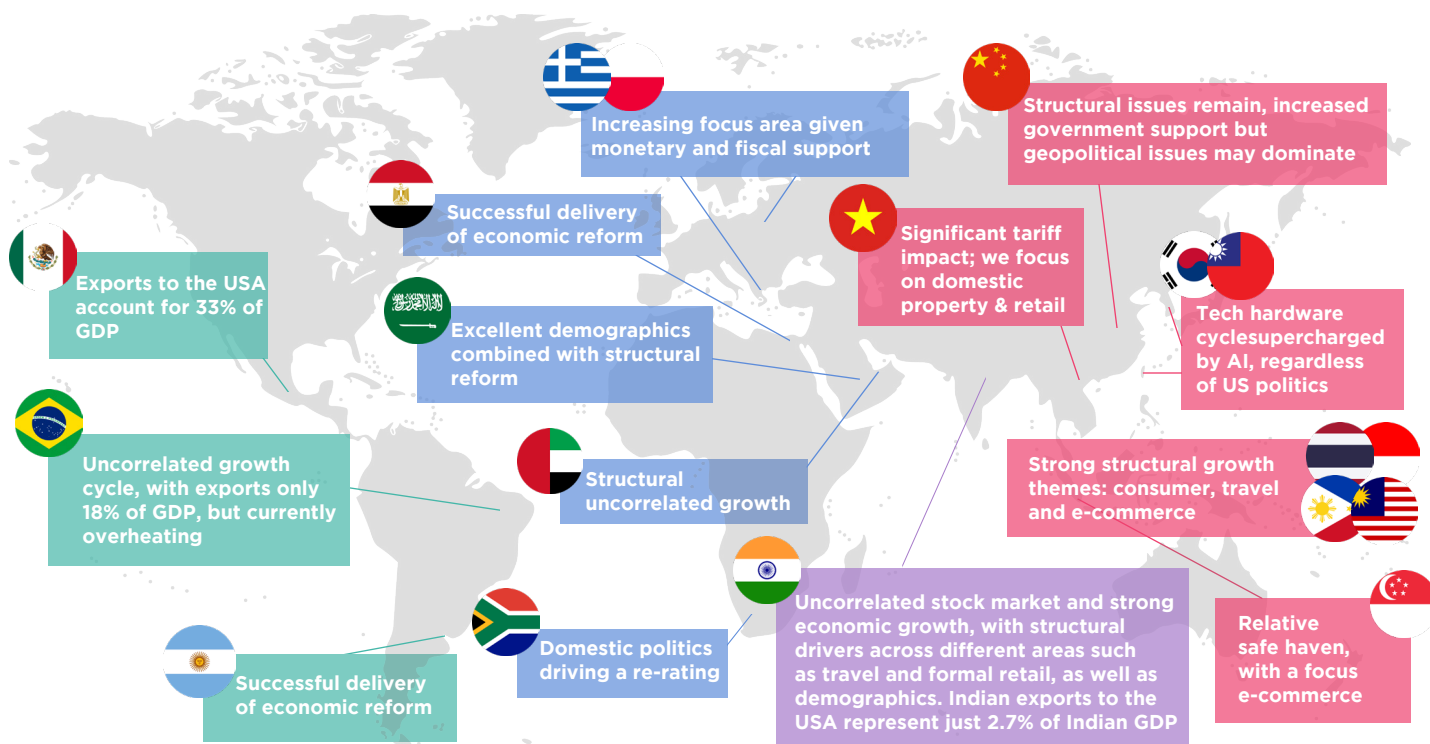
We believe that these are the necessary key attributes to successfully navigate the current noisy investment landscape.

April 2025

- 1 A DOMESTIC GROWTH PLAY:** Our portfolio is focused on **beneficiaries of domestic structural growth** (e.g. demographics, e-commerce, travel). **69 out of 82 of our names are domestically driven.**
- 2 RESILIENT GLOBAL WINNERS:** We only invest in **exporters with a sustainable competitive advantage**, even after any new trade barriers, such as semiconductor manufacturers and **beneficiaries of the AI revolution.**
- 3 DIVERSIFIED:** The Future World Fund captures **secular growth tailwinds across approximately 20 countries**, mitigating country-specific economic and political risks.
- 4 ACCELERATING GDP GROWTH:** Expected for certain markets, such as **Saudi Arabia and South Africa.** Periphery Europe (**Greece, Poland**) is expected to grow at 2-3x the rate of the Eurozone. Asian markets, such as **Indonesia, India and the Philippines, are expected to still grow at 5%+.**
- 5 VALUATIONS AT HISTORICAL LOWS:** **Emerging Markets have never been this cheap** versus Developed Markets.

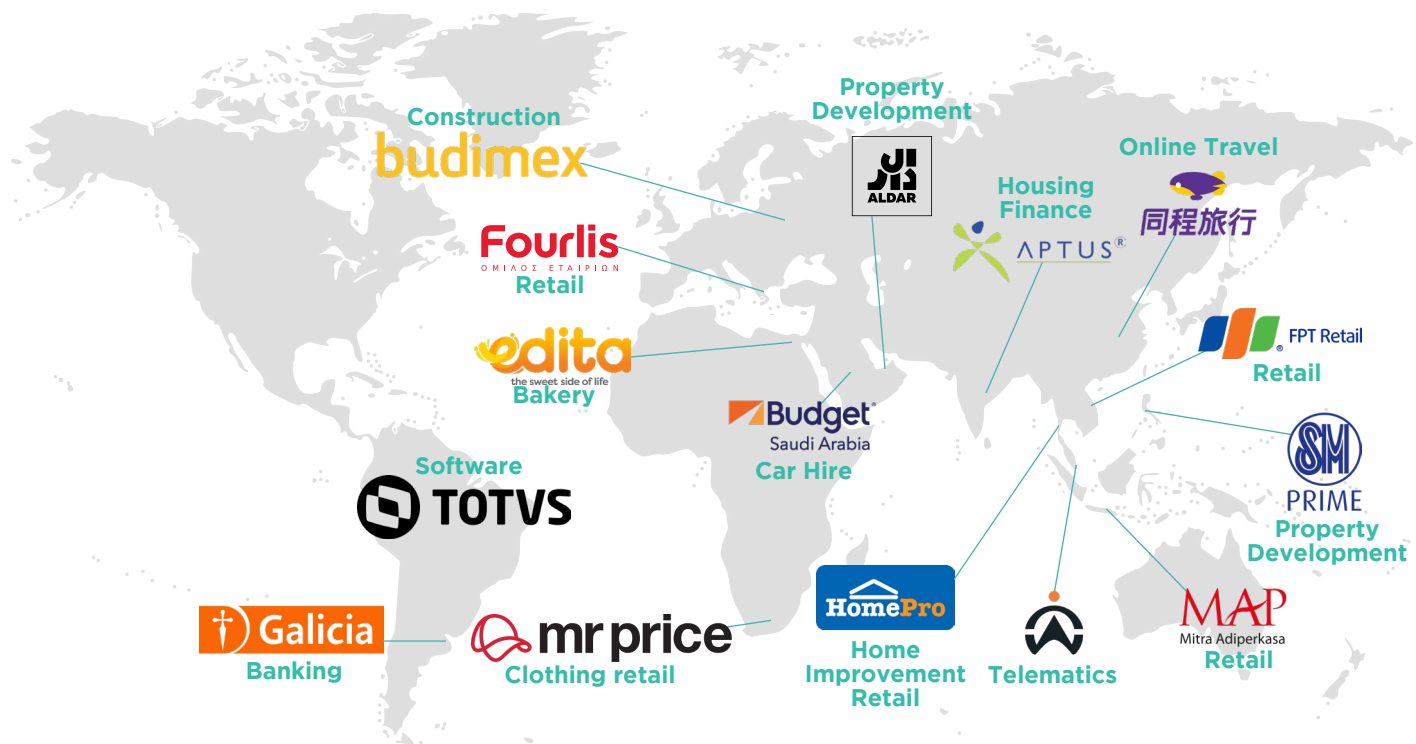
2025 IS A YEAR FOR ACTIVE MANAGEMENT

36/82 of our positions are out of index



Source: Alquity, as of 31st March 2025. For informational purposes only - should not be solely relied upon for investment or financial decisions.

EXAMPLES OF OUR DOMESTIC GROWTH STORIES



The companies mentioned above are provided for information purposes only, are subject to change and are not a recommendation to buy any particular company.

A DIFFERENTIATED VALUE PROPOSITION

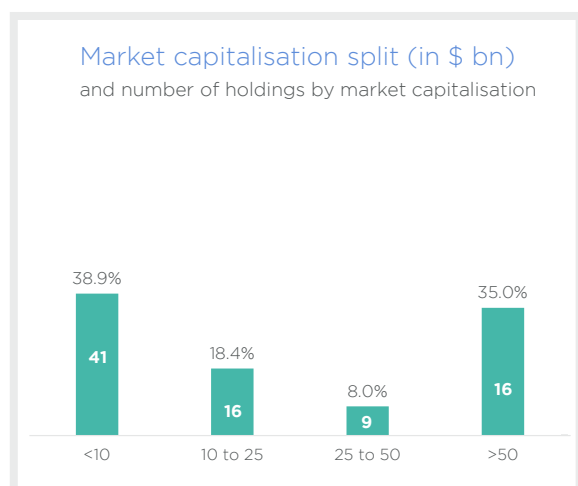
More alpha, less ordinary

44% of our holdings aren't in the index. We unlock growth with a **multi-cap strategy** that prioritises quality companies across Emerging and Frontier Markets, regardless of size or index inclusion (Figure 1).

Quality growth

We focus on **attractively valued, quality businesses** with sustainable competitive advantages, offering faster earnings growth and greater profitability than the EM index (Figure 2).

Figure 1: Our multi-cap strategy



Source: Alquity, Bloomberg. Data as of 31st March 2025.



ESG at the forefront - Impact is in our DNA

We use ESG as a **risk mitigation tool**, with our **unique business model having a social impact**. The Fund also has 66% less GHG intensity and 64% less water intensity than the index.

Figure 2: We focus on quality growth companies

	Dividend Yield	2025 P/E ratio	2025 ROE	Annual EPS growth (5yr avg)
Fund	2.1%	21.8x	21.7%	8.4%
Index	2.6%	23.2x	18.3%	8.0%

Figure 3: Performance

	1 year	3 years	Since 31/08/20*
Fund	9.3%	-0.4%	10.3%
Index	8.1%	4.4%	11.5%
ETF	8.7%	4.2%	8.7%
Percentile	20	54	35

Source: Alquity, Bloomberg. Data as of 31st March 2025. Data as of 31st March 2025.

*Since the investment process changes took place. The percentile numbers provided here pertain to the EM equity universe within the Lipper classification.

VALUATIONS REFLECT THE CONCERNS, BUT ARE IGNORING THE POSITIVE DRIVERS

Figure 4: EM to DM index trailing P/B ratio



Source: Alquity, Bloomberg. Data as of 31st March 2025. The valuations presented here are for informational purposes only and should not be solely relied upon for investment or financial decisions.

AN EXPERIENCED TEAM

The team has been working together for over 5 years. We combine intensive, fundamental research with a broad, long-term perspective.



Led by Mike Sell, Head of Global Emerging Markets, who joined Alquity in 2014 and has **over 25 years of experience investing in Emerging Markets**.



Marnie Aragon-Uy, who became part of the team in 2019, has **over 25 years of experience in investing**. Marnie is co-manager of the Fund, and has been responsible for **refining Alquity's risk and volatility profile**, leading to improved risk-adjusted returns.



Kieron Kader, Associate Portfolio Manager, joined Alquity in 2019 and has **over 9 years of experience** investing in Emerging Markets.



Daniel Billis, Associate Portfolio Manager, came on board in 2018 and has **over 6 years of experience** investing in Emerging Markets.

FOR MORE INFORMATION ON ALQUITY, PLEASE VISIT

www.alquity.com



Alquity Investment
Management

SOURCES

Sources: Bloomberg, Alquity (EM vs DM valuations, as of 31st March 2025), Bloomberg (GDP Growth rates expected for 2025, as of 31st March 2025), Alquity (Relative water and GHG intensity to index, 100% coverage including 80% reported and 20% estimated, as of 31st December 2024), Alquity, Bloomberg and Lipper (index, ETF, and performance data as of 31st March 2025), Alquity (portfolio data, as of 31st March 2025), Alquity, Bloomberg (portfolio characteristics data, market capitalisation data, as of 31st March 2025).

DISCLAIMER

The information in this document (this "Document") is for discussion purposes only. This Document does not constitute an offer to sell, or a solicitation of an offer to acquire, an investment (an "Interest") in any of the funds discussed herein. This Document is not intended to be, nor should it be construed or used as, investment, tax or legal advice. This Document does not constitute any recommendation or opinion regarding the appropriateness or suitability of an Interest for any prospective investor. This material is for distribution to Professional Clients only, as defined under the Financial Conduct Authority's ("FCA") conduct of business rules, and should not be relied upon by any other persons. Issued by Alquity Investment Management Limited, which is authorised and regulated in the United Kingdom by the FCA and operates in the United States as an "exempt reporting adviser" in reliance on the exemption in Section 203(m) of the United States Investment Advisers Act of 1940.

The Alquity Asia Fund, the Alquity Future World Fund, the Alquity Indian Subcontinent Fund and the Alquity Global Impact Fund are all sub-funds of the Alquity SICAV ("the Fund") which is a UCITS Fund and is a recognised collective investment scheme for the purposes of the Financial Services and Markets Act 2000 of the United Kingdom (the "FSMA"). This does not mean the product is suitable for all investors and as the Fund is invested in emerging market equities, investors may not get back the full amount invested. This Document is qualified in its entirety by the information contained in the Fund's prospectus and other operative documents (collectively, the "Offering Documents"). Any offer or solicitation may be made only by the delivery of the Offering Documents. Before making an investment decision with respect to the Fund, prospective investors are advised to read the Offering Documents carefully, which contains important information, including a description of the Fund's risks, conflicts of interest, investment programme, fees, expenses, redemption/withdrawal limitations, standard of care and exculpation, etc. Prospective investors should also consult with their tax and financial advisors as well as legal counsel. This Document does not take into account the particular investment objectives, restrictions, or financial, legal or tax situation of any specific prospective investor, and an investment in the Fund may not be suitable for many prospective investors. An investment in the Fund is speculative and involves a high degree of risk. Performance may vary substantially from year to year and even from month to month. Withdrawals/redemptions and transfers of Interests are restricted. Investors must be prepared to lose their entire investment, and without any ability to redeem or withdraw so as to limit losses. References to indices herein are for informational and general comparative purposes only. There will be significant differences between such indices and the investment programme of the Fund. The Fund will not invest in all (or any material portion) of the securities, industries or strategies represented by such indices. Comparisons to indices have inherent limitations and nothing herein is intended to suggest or otherwise imply that the Fund will, or are likely to, achieve returns, volatility or other results similar to such indices. Indices are unmanaged and do not reflect the result of management fees, performance-based allocations and other fees and expenses. All Fund performance results presented herein are unaudited and should not be regarded as final until audited financial statements are issued. Past performance is not necessarily indicative of future results. All performance results are based on the NAV of fee paying investors only and are presented net of management fees, brokerage commissions, administrative expenses, and accrued performance allocation, if any, and include the reinvestment of all dividends, interest, and capital gains. Net returns shown herein reflect those of an investor admitted at inception of the Fund, and are representative of a regular shareholder, net of applicable expenses and reflect reinvestment of dividends and interest. In the future, the Fund may offer share in the Fund with different fee and expense structures. The value of the fund may be significantly affected by fluctuations in foreign exchange rates. Currency exchange rate movements can lead to an increase or decrease in the value of the fund's investments. The Fund's investment approach is long-term, investors must expect to be committed to the Fund for an extended period of time (3-5 years) in order for it to have an optimal chance of achieving its investment objectives. The performance shown in this Document is based on our I class charging structure with an OCF of 1%.

Past performance should not be taken as an indication or guarantee of future performance, and no representation or warranty, expressed or implied is made regarding future performance.

This Document may not be reproduced in whole or in part, and may not be delivered to any person (other than an authorised recipient's professional advisors under customary undertakings of confidentiality) without the prior written consent of the Investment Manager.

SWISS INVESTORS

Units are only distributed in Switzerland to Qualified Investors. The prospectus, the Articles of Association, the Key Investor Information Document "KIIDs" as well as the annual and semi-annual report of the Fund is available only to Qualified Investors free of charge. Funds other than the Luxembourg domiciled Alquity SICAV mentioned in this document may not be admitted for distribution in Switzerland.

CANADIAN INVESTORS

Alquity has engaged with Stikeman Elliott LLP as their legal representation and is relying on the International Dealer Exemption in the provinces of Quebec and Ontario. With respect to statutory rights of action along with connected and related issuer information please refer to our Canadian Wrapper and Prospectus. This material is for distribution to Professional Clients only and does not constitute any recommendation or opinion regarding the appropriateness or suitability of an investment for any prospective investor.