



MONTHLY SUMMARY

- The iShares EM Latin America ETF decreased 12.3% in USD in February, as global risk appetite weakened due to the rising coronavirus-related uncertainties.
- In Brazil, the central bank’s interest rate cut, by 25bp to 4.25%, will support the continuation of the economic recovery.
- Meanwhile, real GDP growth in Colombia remained robust in the last quarter of 2019, when the rate of growth strengthened to 3.4% YoY, bringing full-year GDP growth to 3.3%.

PERFORMANCE OVERVIEW

	2016	2017	2018	2019	2020
JAN	-3.1%	1.6%	4.4%	16.8%	-3.5%
FEB	2.9%	3.1%	-5.5%	-4.9%	-12.4%
MAR	9.6%	3.3%	-2.3%	-6.8%	
APR	6.1%	1.7%	-1.1%	-0.9%	
MAY	-4.7%	0.3%	-12.1%	0.2%	
JUN	7.1%	-2.6%	-6.6%	5.3%	
JUL	6.7%	7.5%	4.6%	2.3%	
AUG	-1.7%	4.3%	-10.5%	-8.2%	
SEP	1.3%	2.2%	2.6%	2.0%	
OCT	3.0%	0.2%	7.8%	2.4%	
NOV	-12.3%	-4.0%	-0.3%	-2.5%	
DEC	0.8%	4.7%	0.3%	12.7%	
ANNUAL	14.5%	24.3%	-19.0%	16.5%	-15.4%



PERFORMANCE SUMMARY:			
1 Month:	-12.4%	1 Year:	-11.2%
3 Months:	-4.6%	3 Years:	-5.3%
6 Months:	-2.9%	Inception:	-12.5%
Year to Date:	-15.4%	Annualised:	-2.3%

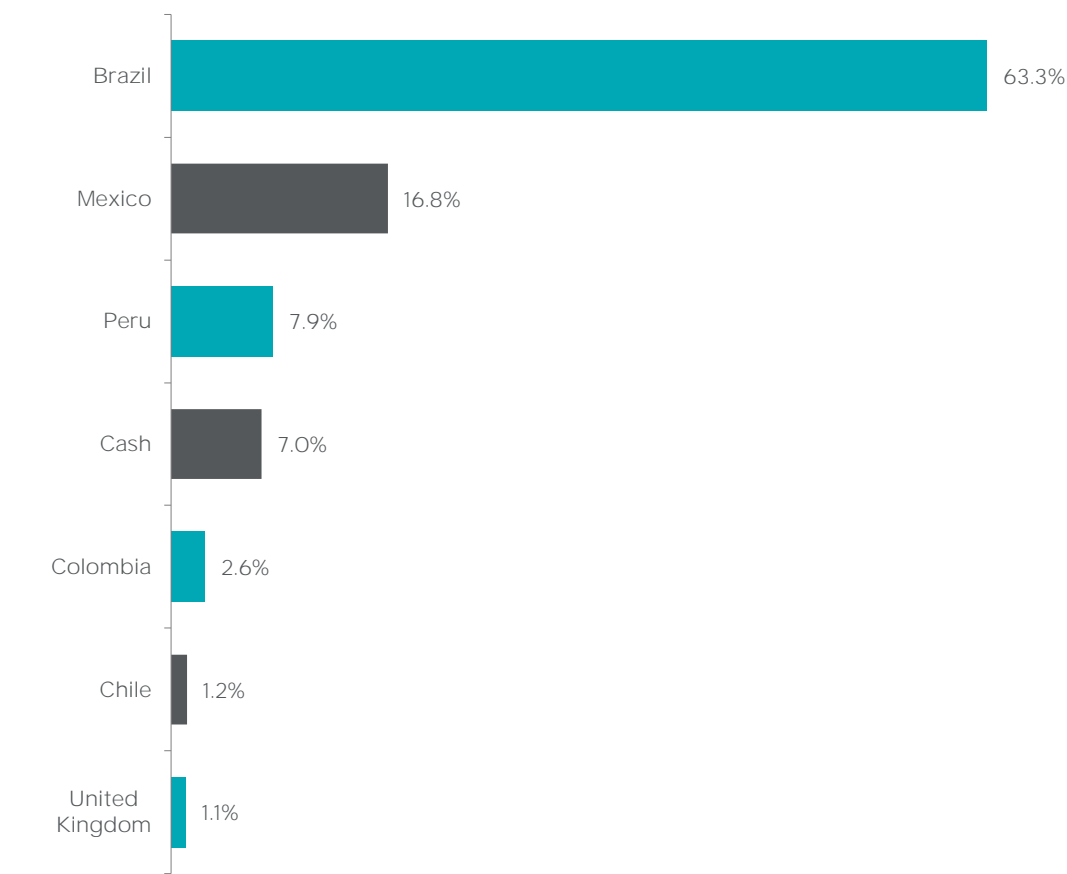
VOLATILITY	1Y	18.5%
------------	----	-------

3Y*	17.6%
-----	-------

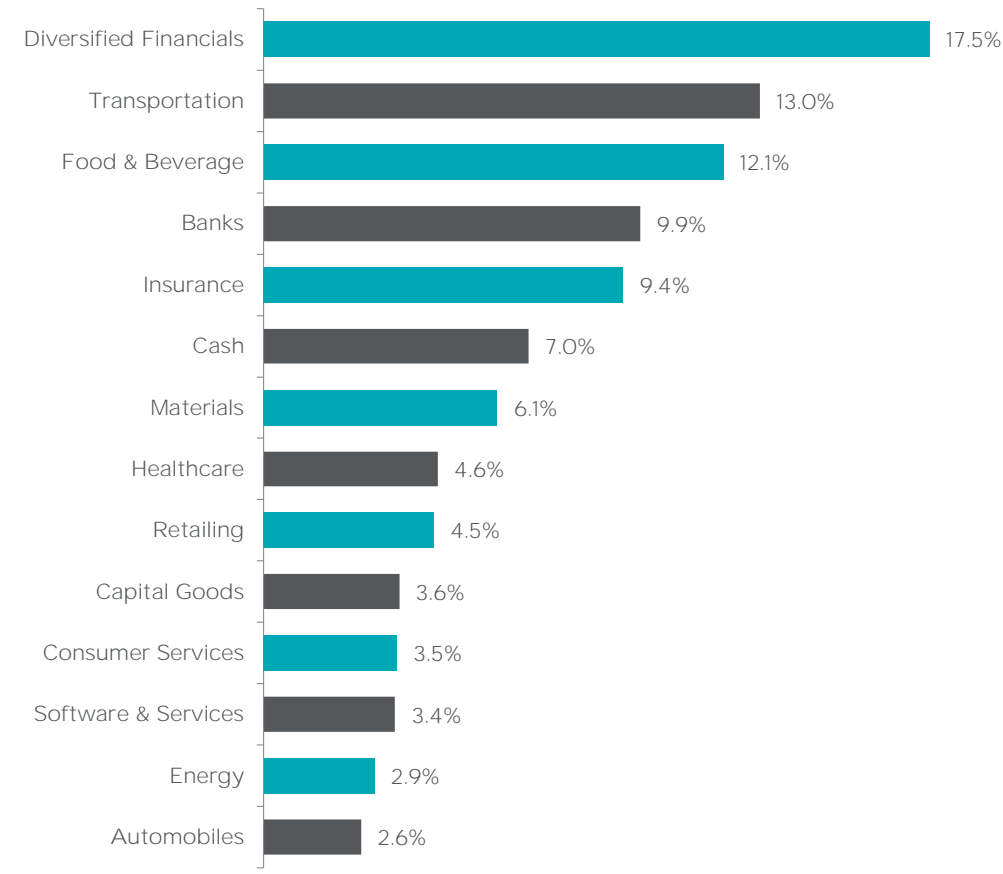
**Where the share class has not been running for 3 years, the volatility figure displayed is since the inception of the share class*

TURNOVER**	15.5%	**Average turnover of holdings (annualised) since the fund's inception
------------	-------	--

GEOGRAPHIC ALLOCATION



SECTOR ALLOCATION



MONTHLY UPDATE

The iShares EM Latin America ETF decreased 12.3% in USD in February, as global risk appetite weakened due to the rising coronavirus-related uncertainties. In this environment, the Brazilian country stock index declined 13.4%, the Mexican benchmark decreased 10.5%, whilst the Peruvian lost 9.7% of its value (all in USD).

According to the latest macroeconomic indicators, the cyclical recovery in Brazil continued, as the monthly economic activity index further strengthened, to 1.3% YoY, whilst retail sales volume grew 2.6% YoY in December. Manufacturing PMI improved to 51, whilst services PMI rose to 52.7 in January - implying that the domestic economic recovery would further strengthen. The central bank's interest rate cut, by 25bp to 4.25%, will support the continuation of the economic recovery.

Meanwhile, real GDP growth in Colombia remained robust in the last quarter of 2019, when the rate of growth strengthened to 3.4% YoY, bringing full-year GDP growth to 3.3%. Economic activity indicators in Peru slowed in December, as the monthly GDP growth proxy decelerated to 1.1% YoY. As a result of the loss in economic growth momentum, Peruvian GDP growth eased to 1.8% YoY in 4Q19. Following two months of weakness, economic activity in Chile returned to the expansionary range, as the monthly GDP proxy index rose 1.1% YoY in December.

In February, Locaweb (Brazil, internet services), Marco Polo (Brazil, bus body manufacturer) and M Dias Branco (Brazil, cookies and pasta) were the top performers in the Alquity Latin America Fund. In contrast, Ultrapar (Brazil, holding company) IRB (Brazil, reinsurance) and Sula (Brazil, insurance) were the greatest detractors.

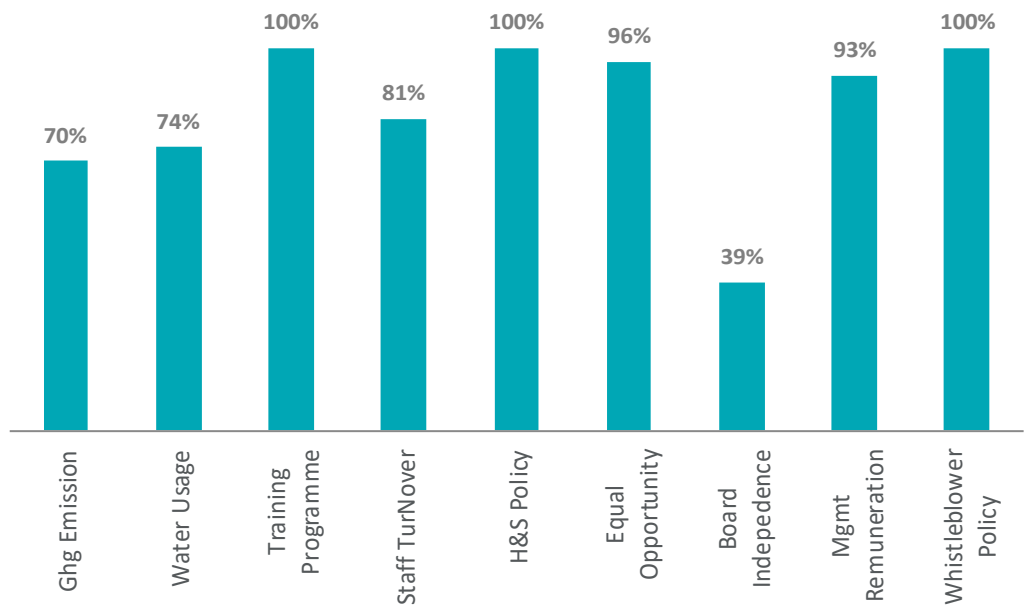
TOP 10 HOLDINGS

1.	BB Seguridade	6.6%
2.	CCR	6.4%
3.	Itau Unibanco	6.3%
4.	Porto Seguro	5.1%
5.	Genera	4.4%
6.	IRB Brasil Resseguros	4.4%
7.	Fomento Economico Mexicano	3.9%
8.	M Dias Branco	3.7%
9.	Fibra Uno	3.7%
10.	Klabin	3.6%

ESG: IMPACT MEASURES

For all portfolio holdings, we track a set of Key Progress Indicators “KPIs” that represent a general set of transparency and ESG standards we want all firms to meet over time. In each case, the assessment has a financial motivation and an associated positive potential impact in line with the principles of the UN Global Compact. The chart summarises the where we stand in relation to the KPIs for all the portfolio holdings. These KPIs support our engagement activity with our holdings. Please contact us or refer to our Responsible Investment brochure for full details.

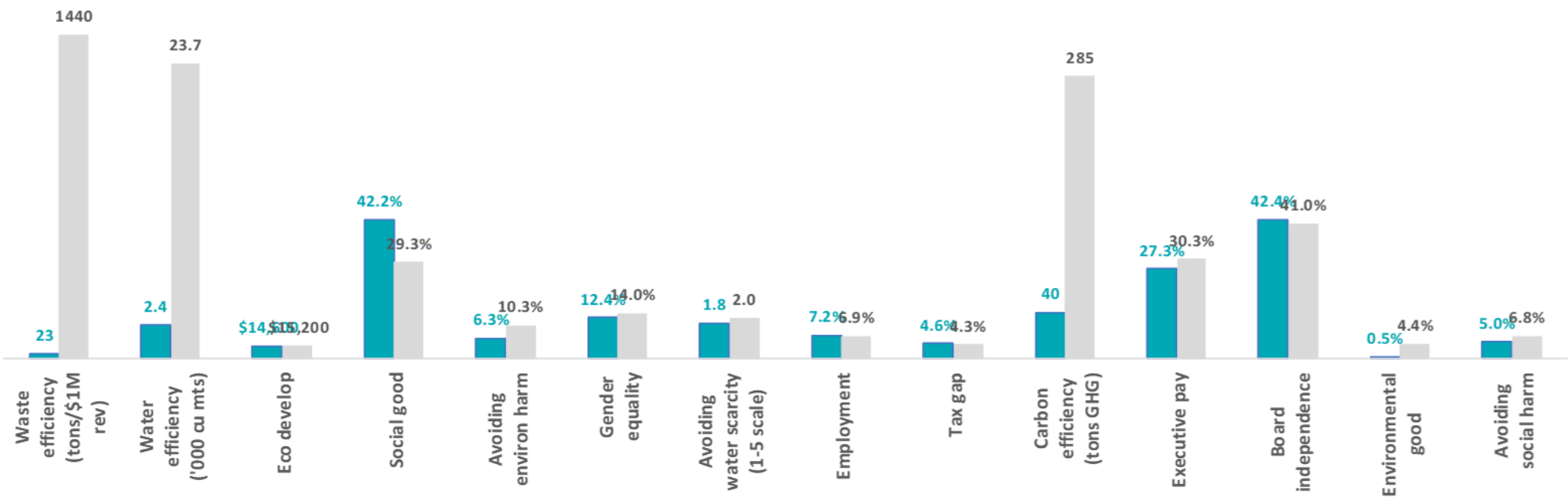
Holdings meeting each KPI standard - % of companies



Source: Alquity. Portfolio overview as of 30 September 2019

ESG : KEY PROGRESS INDICATORS

The performance of Alquity’s Latin America fund against the benchmark ¹




¹ Impact Cubed Assessment, Impact Cubed (November 2019)

TRANSFORMING LIVES

We donate a proportion of our fees from the Alquity Latin America Fund to charity partners in the region, reinforcing our belief that social progress should also lead to financial success.

DONATIONS GENERATED BY THE LATIN AMERICA FUND:	\$173,514
LIVES TRANSFORMED DIRECTLY:	255
LIVES TRANSFORMED INDIRECTLY:	148

Total Lives Transformed by Alquity



Total Donations generated by Alquity



Data correct at 31 Jan 20

Source: Alquity Transforming Lives Foundation

For more information about the Alquity Transforming Lives Foundation please visit www.alquityfoundation.org



This document has been issued and approved by Alquity Investment Management Limited which is authorised and regulated by the Financial Conduct Authority. This document is a marketing communication and is intended solely for distribution to investment professionals as defined in Article 19 of the Financial Services and Markets Act 2000 (Financial Promotion Order) 2005. If you are an individual who would like more information about Alquity’s Funds, please go to www.alquity.com.

The Alquity Africa Fund, the Alquity Asia Fund, the Alquity Future World Fund, the Alquity Indian Subcontinent Fund and the Alquity Latin American Fund are all sub-funds of the Alquity SICAV (“the Fund”) which is a UCITS Fund and is a recognised collective investment scheme for the purposes of the Financial Services and Markets Act 2000 of the United Kingdom (the “FSMA”). This does not mean the product is suitable for all investors and as the Fund is invested in emerging market equities, investors may not get back the full amount invested.

This document has been provided for information purposes only and does not constitute an offer or solicitation to purchase or sell interests in the Fund. The information contained in this document shall not under any circumstances be construed as an offering of securities in any jurisdiction where such an offer or invitation is unlawful. The Fund is currently registered for sale in a limited number of countries and the Prospectus should be referred to before promoting a share class of a sub-fund as promotion of the Fund where it is not registered may constitute a criminal offence. The current prospectus and simplified prospectus are available free of charge from Alquity Investment Management Limited, 9 Kingsway, London, WC2B 6XF or by going to www.alquity.com.

SWISS INVESTORS:
The prospectus, the Articles of Association, the Key Investor Information Document “KIIDs” as well as the annual and semi-annual report of the Fund is available only to Qualified Investors free of charge from the Representative. In respect of the units distributed in Switzerland to Qualified Investors, place of performance and jurisdiction is at the registered office of the Representative. Funds other than the Luxembourg domiciled Alquity SICAV mentioned in this document may not be admitted for distribution in Switzerland. Swiss Representative: FIRST INDEPENDENT FUND SERVICES LTD., Klausstrasse 33, 8008 Zurich. Swiss Paying Agent: Neue Helvetische Bank AG, Seefeldstrasse 215, CH-8008 Zurich.

FUND FACTS

Fund :	Alquity Latin America Fund
Share Class :	A Class
Inception Date :	30/04/2014
Fund AUM :	US\$ 11.2m
Number of Holdings :	31
Fund Structure :	UCITS IV SICAV
Domicile :	Luxembourg
Liquidity :	Daily
Fund Manager :	Roberto Lampl
Morningstar Rating :	No Rating
Minimum Investment :	US\$2,000
Annual Management Fee :	1.60%
Performance Fee :	15% (with hurdle & high watermark)
ISIN :	LU1049765578
SEDOL :	BLDYY70
Bloomberg Ticker :	ALQLAAU

FUND OBJECTIVE

The Alquity Latin America Fund is equity focused and targets attractive risk-adjusted returns over the long-term by investing in public companies across Latin America. Our portfolio is unconstrained and emphasises long-term themes, transparency and alignment of management. This is achieved by a fundamental process which incorporates both financial valuation and Environmental, Social and Governance analysis of material non-financial factors.

CONTACT US

Alquity Investment Management Limited
9 Kingsway, London, WC2B 6XF, UK
Tel: +44 (0)207 5577 850

Find us online:

alquity.com

