

ALQUITY INDIAN SC FUND: USD R  
 FACTSHEET AS AT: MARCH 2021  
 NAV: 86.01

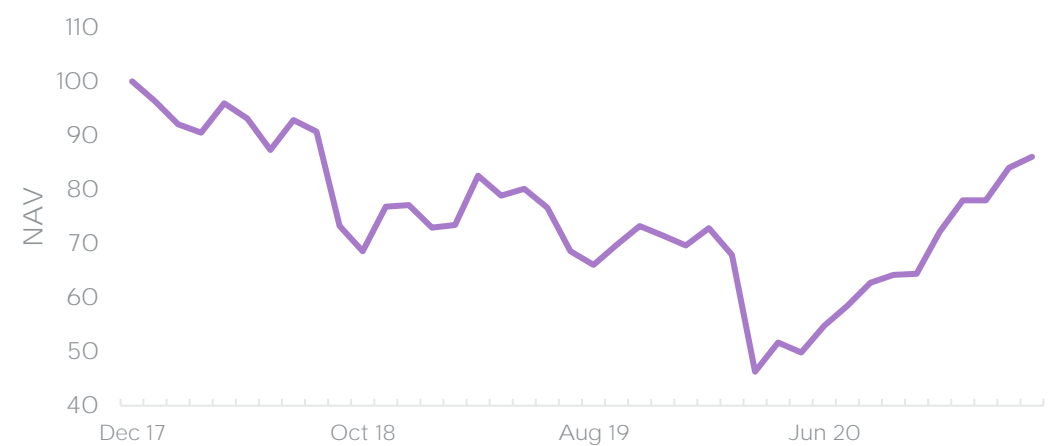


## MONTHLY SUMMARY

- The Nifty 50 rose 2.1% in USD, whilst the mid cap index gained 2.2% in USD.
- According to the Bloomberg consensus, real GDP growth in India could be as high as 10.4% in FY2022 (April 2021 to March 2022) - one of the fastest globally.
- We increased the weighting of Oberoi (property developer) as their risk-reward profiles were compelling at this juncture, and added Stovekraft (cookware; ESG rated: "C").

## PERFORMANCE OVERVIEW

	2017	2018	2019	2020	2021
JAN		-3.7%	-5.5%	4.6%	0.0%
FEB		-4.4%	0.6%	-6.9%	7.7%
MAR		-1.7%	12.5%	-31.8%	2.4%
APR		6.0%	-4.5%	11.6%	
MAY		-2.9%	1.5%	-3.4%	
JUN		-6.3%	-4.2%	9.8%	
JUL		6.3%	-10.6%	6.7%	
AUG		-2.2%	-3.6%	7.3%	
SEP		-19.3%	5.6%	2.2%	
OCT		-6.4%	5.0%	0.4%	
NOV		12.1%	-2.5%	12.1%	
DEC		0.4%	-2.5%	8.0%	
ANNUAL		-22.9%	-9.7%	12.0%	10.3%



### PERFORMANCE SUMMARY:

1 Month:	2.4%	1 Year:	85.8%
3 Months:	10.3%	3 Years:	-5.0%
6 Months:	34.1%	Inception:	-14.0%
Year to Date:	10.3%	Annualised:	-4.6%

VOLATILITY 1Y 23.2%

3Y\* 25.7%

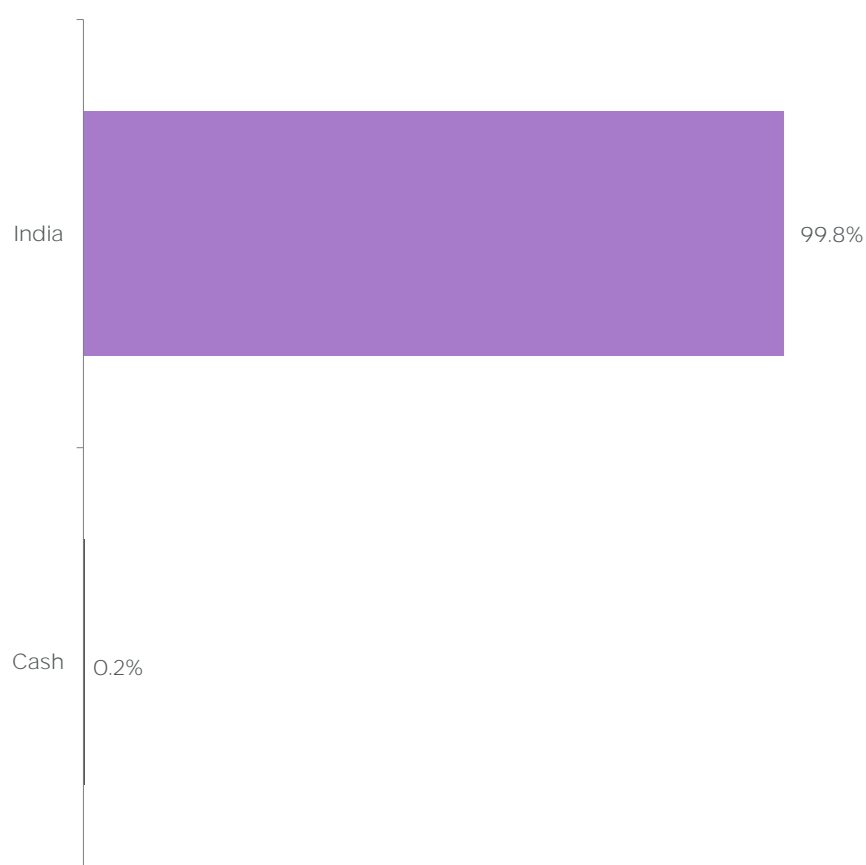
\*Where the share class has not been running for 3 years, the volatility figure displayed is since the inception of the share class

TURNOVER\*\* 12.1%

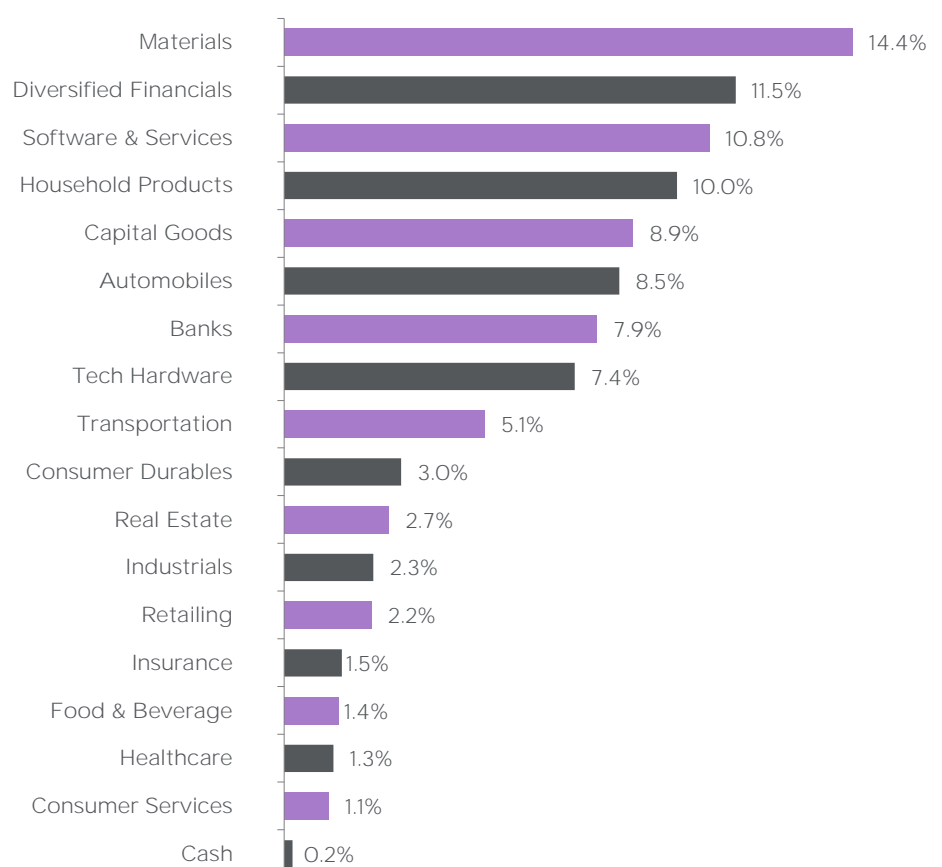
\*\*Average turnover of holdings (annualised) since the fund's inception

\*For the purposes of reporting, the unrealised capital gains have been removed from the portfolio characteristics calculations, however remain part of the Net Asset Value calculation

## GEOGRAPHIC ALLOCATION



## SECTOR ALLOCATION



## MONTHLY UPDATE

Investor sentiment turned more favourable in India's stock markets by the end of March, and as a result, key stock indices finished the month in the black: the Nifty 50 rose 2.1% in USD, whilst the mid cap index gained 2.2% in USD.

India is belatedly facing a new, second wave of Covid-19 infections, as the number of daily new cases moved close to levels seen in October 2020 (with a 7-day moving average of around 59,000 at the end of March). The rate has remained below the record high figures seen in September (peaking just under 98,000 per day). From a geographical point of view, the State of Maharashtra is the primary hotspot of the second wave. It is encouraging that authorities recognised the initial phase of the unfolding second wave in a timely manner and responded with stricter rule enforcement aiming to curtail the spread, whilst minimising the negative economic impact by not imposing a fully-fledged lockdown. The combination of fast inoculation (vaccinating over 62 million people or just under 5% of the total population by the end of March) and the unfolding herd immunity in certain urban areas (e.g. over 54% of Hyderabad's residents have developed antibodies) - in our opinion - suggests that the second wave will not pose a meaningful hurdle to the accelerating economic recovery in 2021. According to the Bloomberg consensus, real GDP growth could be as high as 10.4% in FY2022 (April 2021 to March 2022) - one of the fastest globally.

At the beginning of March, we recognised the initial phase of the second wave, and as a result we rotated towards stocks that are less sensitive to the Covid-induced - transitory - market jitters. The majority of these names are focussed on the service sector in urban areas. Nevertheless, the Alquity Indian Fund remains focussed in names that are beneficiaries of longer-term structural trends, such as India's very favourable demographics, its young population, the Modi government's "Made in India" policies, etc.

In March, we exited Asian Paints on the basis of valuations. We increased the weighting of Oberoi (property developer) as their risk-reward profiles were compelling at this juncture, and added Stovekraft (cookware; ESG rated: "C") to the Fund.

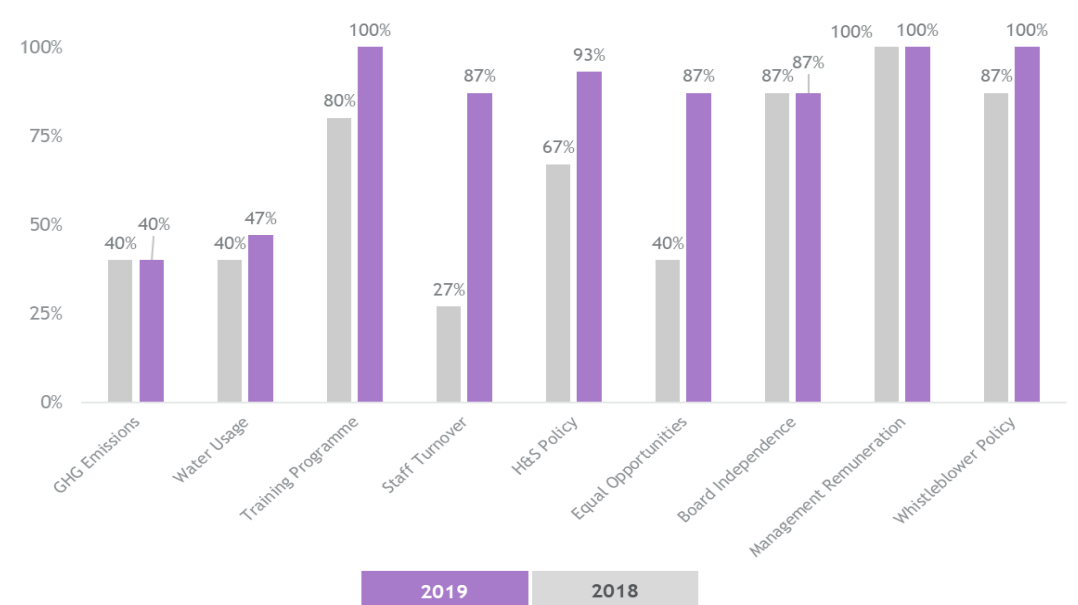
## TOP 10 HOLDINGS

1.	Infosys	6.6%
2.	ICICI Bank	6.2%
3.	Ultratech Cement	5.2%
4.	Amrutanjan	5.2%
5.	TCI Express	5.1%
6.	HDFC	5.1%
7.	Polycab	4.9%
8.	Redington	4.9%
9.	Escorts	4.4%
10.	Heidelberg Cement India	4.4%

## ESG: IMPACT MEASURES

For all portfolio holdings, we track a set of Key Progress Indicators "KPIs" that represent a general set of transparency and ESG standards we want all firms to meet over time. In each case, the assessment has a financial motivation and an associated positive potential impact in line with the principles of the UN Global Compact. The chart summarises the where we stand in relation to the KPIs for all the portfolio holdings. These KPIs support our engagement activity with our holdings. Please contact us or refer to our Responsible Investment brochure for full details.

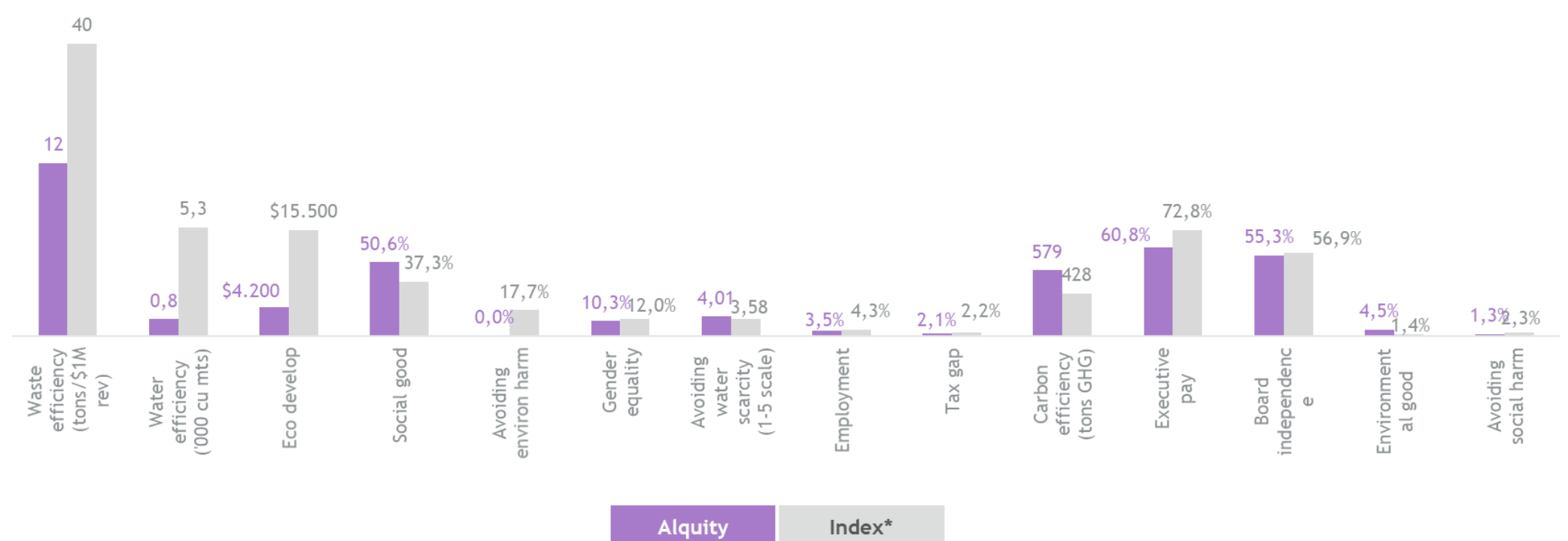
Holdings meeting each KPI standard - % of companies <sup>1</sup>



<sup>1</sup> Source: Alquity. Portfolio overview as of 31 July 2020

## ESG : KEY PROGRESS INDICATORS

The performance of Alquity's India fund against the benchmark <sup>2</sup>



<sup>2</sup> Impact Cubed Assessment, Impact Cubed (31 August 2020)

## TRANSFORMING LIVES

We donate a proportion of our fees from the Alquity Indian Subcontinent Fund to charity partners in the region, reinforcing our belief that social progress should also lead to financial success.

DONATIONS GENERATED BY THE INDIAN SUBCONTINENT FUND:	\$294,177
LIVES TRANSFORMED DIRECTLY:	2,047
LIVES TRANSFORMED INDIRECTLY:	9,315

### Total Lives Transformed by Alquity



### Total Donations generated by Alquity



Data correct at 28 Feb 21

Source: Alquity Transforming Lives Foundation

## FUND FACTS

Fund :	Alquity Indian Subcontinent Fund
Share Class :	R Class
Inception Date :	23/01/2018
Fund AUM :	US\$ 27.3m
Number of Holdings :	34
Fund Structure :	UCITS V SICAV
Domicile :	Luxembourg
Liquidity :	Daily
Fund Manager :	Mike Sell
Morningstar Rating :	No Rating
Minimum Investment :	\$ equivalent of £5,000
Annual Management Fee :	1.10%
Performance Fee :	15% (with hurdle & high watermark)
ISIN :	LU1730018600
SEDOL :	BLDYYHO
Bloomberg Ticker :	ALQISRU

## FUND OBJECTIVE

The Alquity Indian Subcontinent Fund is equity focused and targets attractive risk-adjusted returns over the long-term by investing in public companies across the Indian Subcontinent. Our portfolio is unconstrained and emphasises long-term themes, transparency and alignment of management. This is achieved by a fundamental process which incorporates both financial valuation and Environmental, Social and Governance analysis of material non-financial factors.

## CONTACT US

Alquity Investment Management Limited  
9 Kingsway, London, WC2B 6XF, UK  
Tel: +44 (0)207 5577 850

Find us online:

alquity.com



For more information about the Alquity Transforming Lives Foundation please visit [www.alquityfoundation.org](http://www.alquityfoundation.org)



This document has been issued and approved by Alquity Investment Management Limited which is authorised and regulated by the Financial Conduct Authority. This document is a marketing communication and is intended solely for distribution to investment professionals as defined in Article 19 of the Financial Services and Markets Act 2000 (Financial Promotion Order) 2005. If you are an individual who would like more information about Alquity's Funds, please go to [www.alquity.com](http://www.alquity.com).

The Alquity Africa Fund, the Alquity Asia Fund, the Alquity Future World Fund, the Alquity Indian Subcontinent Fund and the Alquity Future World Global Impact Fund are all sub-funds of the Alquity SICAV ("the Fund") which is a UCITS Fund and is a recognised collective investment scheme for the purposes of the Financial Services and Markets Act 2000 of the United Kingdom (the "FSMA"). This does not mean the product is suitable for all investors and as the Fund is invested in emerging market equities, investors may not get back the full amount invested.

This document has been provided for information purposes only and does not constitute an offer or solicitation to purchase or sell interests in the Fund. The information contained in this document shall not under any circumstances be construed as an offering of securities in any jurisdiction where such an offer or invitation is unlawful. The Fund is currently registered for sale in a limited number of countries and the Prospectus should be referred to before promoting a share class of a sub-fund as promotion of the Fund where it is not registered may constitute a criminal offence. The current prospectus and simplified prospectus are available free of charge from Alquity Investment Management Limited, 9 Kingsway, London, WC2B 6XF or by going to [www.alquity.com](http://www.alquity.com).

#### SWISS INVESTORS:

The prospectus, the Articles of Association, the Key Investor Information Document "KIID" as well as the annual and semi-annual report of the Fund is available only to Qualified Investors free of charge from the Representative. In respect of the units distributed in Switzerland to Qualified Investors, place of performance and jurisdiction is at the registered office of the Representative. Funds other than the Luxembourg domiciled Alquity SICAV mentioned in this document may not be admitted for distribution in Switzerland. Swiss Representative: FIRST INDEPENDENT FUND SERVICES LTD., Klausstrasse 33, 8008 Zurich. Swiss Paying Agent: Neue Helvetische Bank AG, Seefeldstrasse 215, CH-8008 Zurich.