

ALQUITY INDIAN SC FUND:
FACTSHEET AS AT:
NAV:

GBP R
FEBRUARY 2025
258.72



Those NAV prices displayed with duplicated ISINs, in currencies other than the base currency of USD, are reflected only on an unofficial and indicative basis. The aforementioned NAVs are for guidance only and we can give no assurances of its accuracy. The official NAV for those ISINs is in USD.

MONTHLY SUMMARY

- Indian markets declined in February.
- BJP won Delhi elections, first time in 26 years.
- Exited: Tata Steel, Prince Pipes.

PERFORMANCE OVERVIEW

MONTHLY PERFORMANCE SUMMARY*:

	2021	2022	2023	2024	2025
JAN	0.1%	-0.8%	-3.7%	-0.8%	-5.0%
FEB	5.1%	-4.9%	-0.7%	1.0%	-9.6%
MAR	3.8%	2.3%	-2.3%	-0.1%	
APR	-2.7%	2.9%	1.0%	4.0%	
MAY	9.9%	-5.1%	5.2%	-1.0%	
JUN	4.0%	-1.8%	3.3%	8.9%	
JUL	1.6%	8.3%	1.1%	1.0%	
AUG	9.0%	6.4%	1.4%	-3.3%	
SEP	1.6%	-0.5%	3.5%	-0.2%	
OCT	-1.0%	-2.0%	-3.2%	-1.5%	
NOV	0.3%	1.4%	1.6%	2.6%	
DEC	1.9%	-6.4%	3.5%	-0.4%	
ANNUAL	38.5%	-1.3%	10.9%	10.2%	-14.1%

NAV SUMMARY:



PERFORMANCE SUMMARY:

1 Month:	-9.6%	1 Year:	-5.6%
3 Months:	-14.5%	3 Years:	9.8%
6 Months:	-13.7%	Inception:	158.7%
Year to Date:	-5.4%	Annualised:	9.2%

VOLATILITY

1Y 15.9%

3Y** 13.5%

**Where the share class has not been running for 3 years, the volatility figure displayed is since the inception of the share class

Source: Alquity

*The fund has been in operation since 05/05/2014, and performance data is available

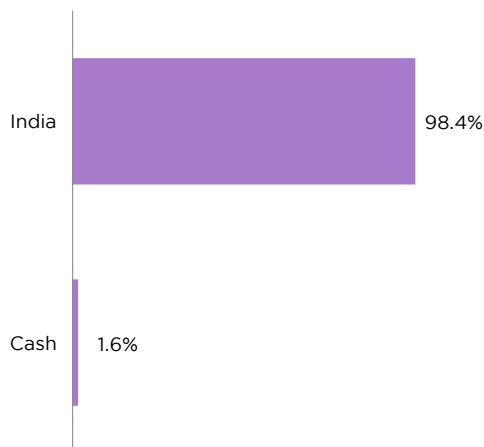
TURNOVER***

11.7%

***Average turnover of holdings (annualised) since the fund's inception

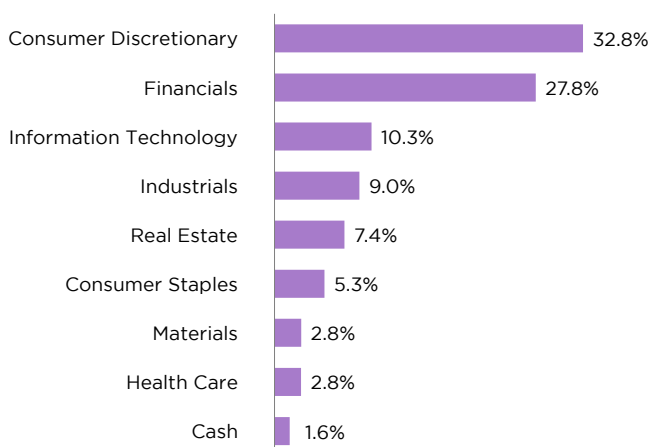
Source: Alquity

GEOGRAPHIC ALLOCATION



Source: Alquity

SECTOR ALLOCATION



Source: Alquity

MONTHLY UPDATE

Indian markets declined during February

The BJP won the Delhi state elections for the first time in 26 years, significantly beating the Aam Aadmi Party (AAP) on a strong turnout of 60.4%. Congress won zero seats.

The Reserve Bank of India reduced interest rates by 25bp to 6.25%. Consumer price inflation eased to 4.3% in January (from 5.2% in December)

During the month, we exited Tata Steel and Prince Pipes

Source: Alquity

TOP 10 HOLDINGS

1.	HDFC Bank	8.7%
2.	ICICI Bank	6.5%
3.	Infosys	5.1%
4.	Lemon Tree Hotels	4.3%
5.	Mahindra & Mahindra	4.1%
6.	TCS	3.4%
7.	Aptus Value Housing	3.3%
8.	Aditya Vision	3.1%
9.	Dabur	3.0%
10.	Skipper Ltd	2.8%
	TOTAL	44.3%

Source: Alquity

PERFORMANCE CONTRIBUTORS AND DETRACTORS

Indian markets delivered a negative return in US Dollars in January.

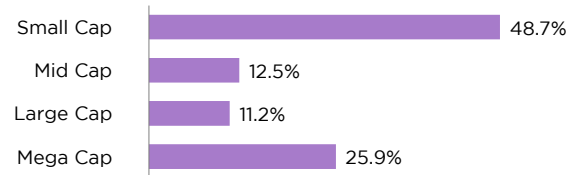
The Fund primarily suffered from the poor performance of small cap stocks, which we expect to be transitory.

Notable negative contributors were Lemon Tree Hotels, Oberoi Realty (in contrast to the strong gains for both companies in the previous month), Aditya Vision (retail) and Skipper (industrials).

The largest positive contributors were from the non-bank finance companies (Aptus Value Housing Finance, Mahindra Finance and Chola Finance) as well as Dabur (consumer staples). However, this was not enough to offset the underperformance elsewhere.

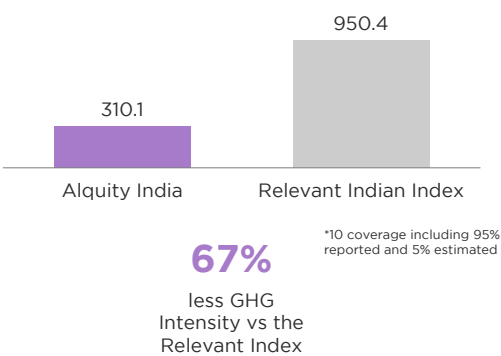
Source: Alquity

CAPITALISATION

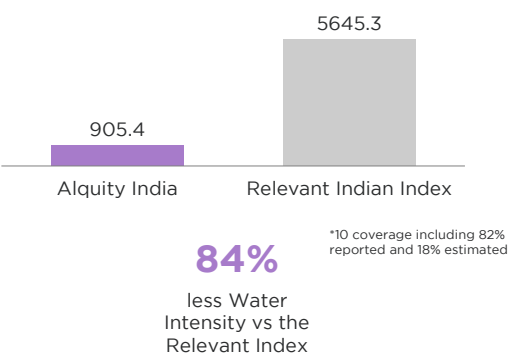


Source: Alquity. Small Cap (less than \$10bn), Mid Cap (\$10bn to \$25bn), Large Cap (\$25bn to \$50bn), Mega Cap (\$50bn and above)

SCOPE 1 & 2 GHG INTENSITY (TONNES/\$MN)



WATER INTENSITY (TONNES/\$MN)

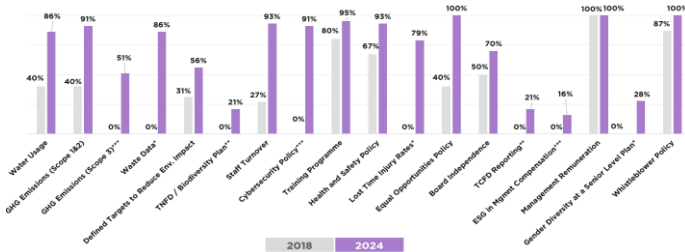


Source: Alquity, as of 31st December 2024

ESG: KEY PROGRESS INDICATORS

For all portfolio holdings, we track a set of Key Progress Indicators "KPIs" that represent a general set of transparency and ESG standards we want all firms to meet over time. In each case, the assessment has a financial motivation and an associated positive potential impact in line with the principles of the UN Global Compact. The chart summarises the where we stand in relation to the KPIs for all the portfolio holdings. These KPIs support our engagement activity with our holdings. Please contact us or refer to our Responsible Investment brochure for full details.

Holdings of the Fund disclosing each KPI (% of companies)¹



¹Source: Alquity, as of 31/12/2024. *KPIs launched in 2019. **KPIs introduced in 2020 & *** in 2024

TRANSFORMING LIVES

We donate a proportion of our fees from the Alquity Indian Subcontinent Fund to charity partners in the region, reinforcing our belief that social progress should also lead to financial success.

DONATIONS GENERATED BY THE INDIAN SUBCONTINENT FUND:	\$404,448
LIVES TRANSFORMED DIRECTLY:	1,801
LIVES TRANSFORMED INDIRECTLY:	9,200

Total Lives Transformed by Alquity

65,000+ LIVES

Total Donations generated by Alquity

\$2,600,000

Data correct at 31 Dec 24

Source: Alquity Transforming Lives Foundation

For more information about the Alquity Transforming Lives Foundation please visit www.alquityfoundation.org

This document has been issued and approved by Alquity Investment Management Limited which is authorised and regulated by the Financial Conduct Authority. This document is a marketing communication and is intended solely for distribution to investment professionals as defined in Article 19 of the Financial Services and Markets Act 2000 (Financial Promotion Order) 2005. If you are an individual who would like more information about Alquity's Funds, please go to www.alquity.com.

The Alquity Asia Fund, the Alquity Future World Fund, the Alquity Indian Subcontinent Fund and the Alquity Global Impact Fund are all sub-funds of the Alquity SICAV ("the Fund") which is a UCITS Fund and is a recognised collective investment scheme for the purposes of the Financial Services and Markets Act 2000 of the United Kingdom (the "FSMA"). This does not mean the product is suitable for all investors and as the Fund is invested in emerging market equities, investors may not get back the full amount invested.

This document has been provided for information purposes only and does not constitute an offer or solicitation to purchase or sell interests in the Fund. The information contained in this document shall not under any circumstances be construed as an offering of securities in any jurisdiction where such an offer or invitation is unlawful. The Fund is currently registered for sale in a limited number of countries and the Prospectus should be referred to before promoting a share class of a sub-fund as promotion of the Fund where it is not registered may constitute a criminal offence. The current prospectus and simplified prospectus are available free of charge from Alquity Investment Management Limited, Audrey House, 16-20 Ely Place, London, EC1N 6SN or by going to www.alquity.com.

SWISS INVESTORS:

The Prospectus, the Articles of Association, the KIIDs, as well as the annual and semi annual report of the Fund is only available to Qualified Investors free of charge from Alquity Investment Management Limited. Funds other than the Luxembourg domiciled Alquity SICAV mentioned in this document may not be admitted for distribution in Switzerland.

CANADIAN INVESTORS:

Alquity has engaged with Stikeman Elliott LLP as their legal representation and is relying on the International Dealer Exemption in the provinces of Quebec and Ontario. With respect to statutory rights of action along with connected and related issuer information please refer to our Canadian Wrapper and Prospectus. This material is for distribution to Professional Clients only and does not constitute any recommendation or opinion regarding the appropriateness or suitability of an investment for any prospective investor.

FUND FACTS

Fund :	Alquity Indian Subcontinent Fund
Share Class :	R Class
Inception Date :	05/05/2014
Number of Holdings :	40
Fund Structure :	UCITS V SICAV
Domicile :	Luxembourg
Liquidity :	Daily
Fund Manager :	Mike Sell
Minimum Investment :	£5,000
Annual Management Fee :	1.10%
Performance Fee :	15% (with hurdle & high watermark)
ISIN :	LU1049768085
SEDOL :	BLDYYH0
Bloomberg Ticker :	ALISGBR

FUND OBJECTIVE

The Alquity Indian Subcontinent Fund is equity focused and targets attractive risk-adjusted returns over the long-term by investing in public companies across the Indian Subcontinent. Our portfolio emphasises long-term themes, transparency and alignment of management. This is achieved by a fundamental process which incorporates both financial valuation and Environmental, Social and Governance analysis of material non-financial factors.

CONTACT US

Alquity Investment Management Limited
Audrey House, 16-20 Ely Place, London, EC1N 6SN
Tel: +44 (0)207 5577 850

Find us online:
alquity.com