

ALQUITY INDIAN SC FUND:  
FACTSHEET AS AT:  
NAV:

EUR M  
AUGUST 2023  
108.30



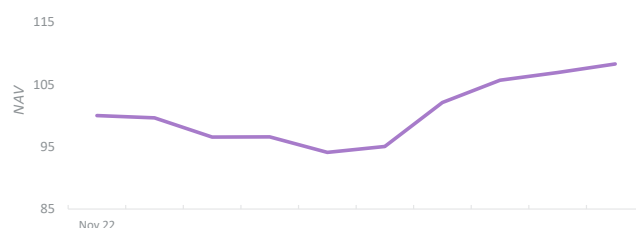
Those NAV prices displayed with duplicated ISINs, in currencies other than the base currency of USD, are reflected only on an unofficial and indicative basis. The aforementioned NAVs are for guidance only and we can give no assurances of its accuracy. The official NAV for those ISINs is in USD.

MONTHLY SUMMARY

- The Indian benchmark fell by 1.9% in net USD terms in August.
- In India, GDP growth rose to 7.8% y/y in Q2, from 6.1% in Q1, the fastest pace in a year.
- CPI inflation rose to a 15-month high of 7.4% y/y in July, from 4.8% the month before, driven by a spike in food prices.

PERFORMANCE OVERVIEW

	2019	2020	2021	2022	2023
JAN					-3.1%
FEB					0.0%
MAR					-2.6%
APR					1.0%
MAY					7.4%
JUN					3.5%
JUL					1.2%
AUG					1.3%
SEP					
OCT					
NOV					
DEC				-0.3%	
ANNUAL				-0.3%	8.7%



PERFORMANCE SUMMARY:

1 Month:	1.3%	1 Year:	N/A
3 Months:	6.1%	3 Years:	N/A
6 Months:	12.1%	Inception:	8.3%
Year to Date:	8.7%	Annualised:	12.5%

VOLATILITY\*

1Y 11.8%

\*Volatility as of 31st August 2023

3Y\* 11.8%

\*Where the share class has not been running for 3 years, the volatility figure displayed is since the inception of the share class

TURNOVER\*\*

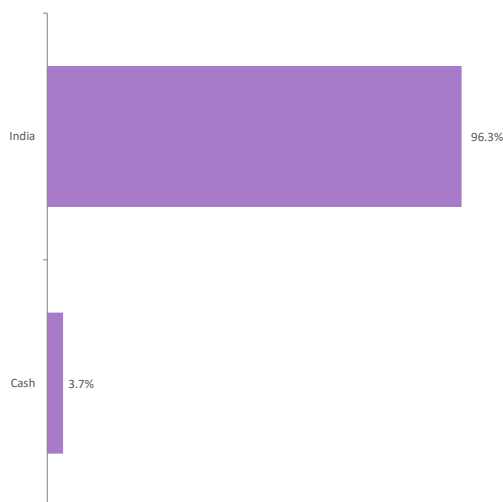
13.1%

\*\*Turnover as of 31st August 2023

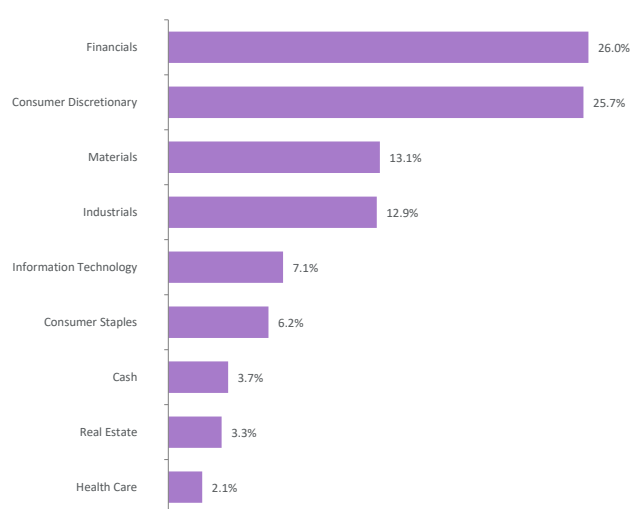
\*\*Average turnover of holdings (annualised) since the fund's inception

\*For the purposes of reporting, the unrealised capital gains have been removed from the portfolio characteristics calculations, however remain part of the Net Asset Value calculation

GEOGRAPHIC ALLOCATION



SECTOR ALLOCATION



MONTHLY UPDATE

The Indian benchmark fell by 1.9% in net USD terms in August, as Fed officials continued to strike a hawkish tone, keeping the door open to a further interest rate hike this year.

In India, GDP growth rose to 7.8% y/y in Q2, from 6.1% in Q1, the fastest pace in a year. The service sector remained the main driver of growth, supported by robust consumer spending and rising government capex. For the fiscal year, the RBI expects the economy to grow by 6.5%.

CPI inflation rose to a 15-month high of 7.4% y/y in July, from 4.8% the month before, driven by a spike in food prices. Inflation pressures elsewhere remained well contained, however, and core inflation moderated to 4.9% y/y, its lowest since April 2020.

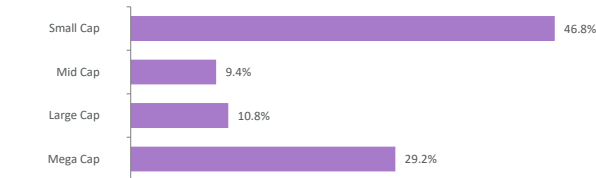
The RBI stayed on hold in August, and with some food prices already correcting down sharply and core inflation contained, it should have room to keep interest rates unchanged ahead.

In terms of positioning, we reduced our rural exposure - Hindustan Unilever and Mahindra and Mahindra - during the month, due to the patchy monsoon.

TOP 10 HOLDINGS

1.	ICICI Bank	8.8%
2.	HDFC Bank	6.7%
3.	Infosys	5.7%
4.	Lemon Tree Hotels	4.9%
5.	Hindustan Unilever	4.5%
6.	Ultratech Cement	4.1%
7.	Maruti Suzuki	3.6%
8.	TCS	3.6%
9.	Oberoi Realty	3.3%
10.	Uno Minda	3.2%
TOTAL		48.4%

CAPITALISATION



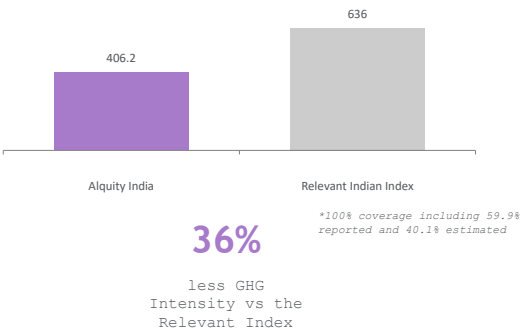
Small Cap (less than \$10bn), Mid Cap (\$10bn to \$25bn), Large Cap (\$25bn to \$50bn), Mega Cap (\$50bn and above)

PERFORMANCE CONTRIBUTORS AND DETRACTORS

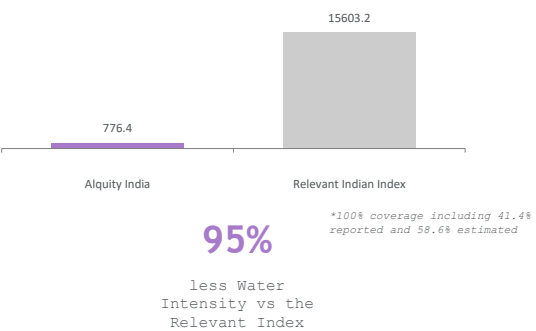
In August, the Alquity India Y class was flat in US Dollar terms (net) versus the 1.9% fall in the relevant Indian index.

Dixon Technologies and Lemon Tree Hotels were the key performance drivers, with Go Fashion, Prince Pipes, Polycab and Ion Exchange also delivering strong returns.

SCOPE 1 & 2 GHG INTENSITY (TONNES/\$MN)



WATER INTENSITY (TONNES/\$MN)

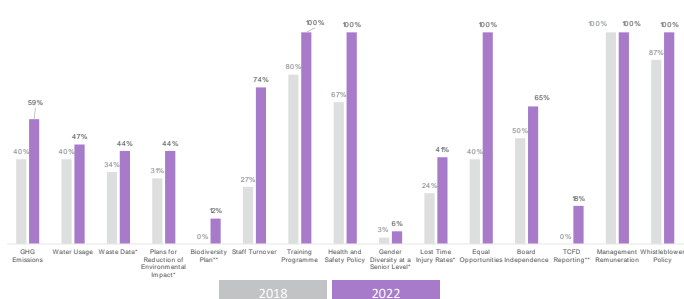


Source: Alquity, as of 31st March 2023

## ESG: KEY PROGRESS INDICATORS

For all portfolio holdings, we track a set of Key Progress Indicators "KPIs" that represent a general set of transparency and ESG standards we want all firms to meet over time. In each case, the assessment has a financial motivation and an associated positive potential impact in line with the principles of the UN Global Compact. The chart summarises the where we stand in relation to the KPIs for all the portfolio holdings. These KPIs support our engagement activity with our holdings. Please contact us or refer to our Responsible Investment brochure for full details.

**Holdings meeting each KPI standard - % of companies<sup>1</sup>**



<sup>1</sup>Source: Alquity, as of 31st of December 2022. \*KPIs launched in 2019. \*\* KPIs introduced in 2020.

## TRANSFORMING LIVES

We donate a proportion of our fees from the Alquity Indian Subcontinent Fund to charity partners in the region, reinforcing our belief that social progress should also lead to financial success.

<b>DONATIONS GENERATED BY THE INDIAN SUBCONTINENT FUND:</b>	<b>\$380,164</b>
<b>LIVES TRANSFORMED DIRECTLY:</b>	<b>1,801</b>
<b>LIVES TRANSFORMED INDIRECTLY:</b>	<b>9,200</b>

**Total Lives Transformed by Alquity**



**Total Donations generated by Alquity**



Data correct at 30 Jun 23

Source: Alquity Transforming Lives Foundation

For more information about the Alquity Transforming Lives Foundation please visit [www.alquityfoundation.org](http://www.alquityfoundation.org)

This document has been issued and approved by Alquity Investment Management Limited which is authorised and regulated by the Financial Conduct Authority. This document is a marketing communication and is intended solely for distribution to investment professionals as defined in Article 19 of the Financial Services and Markets Act 2000 (Financial Promotion Order) 2005. If you are an individual who would like more information about Alquity's Funds, please go to [www.alquity.com](http://www.alquity.com).

The Alquity Africa Fund, the Alquity Asia Fund, the Alquity Future World Fund, the Alquity Indian Subcontinent Fund and the Alquity Global Impact Fund are all sub-funds of the Alquity SICAV ("the Fund") which is a UCITS Fund and is a recognised collective investment scheme for the purposes of the Financial Services and Markets Act 2000 of the United Kingdom (the "FSMA"). This does not mean the product is suitable for all investors and as the Fund is invested in emerging market equities, investors may not get back the full amount invested.

This document has been provided for information purposes only and does not constitute an offer or solicitation to purchase or sell interests in the Fund. The information contained in this document shall not under any circumstances be construed as an offering of securities in any jurisdiction where such an offer or invitation is unlawful. The Fund is currently registered for sale in a limited number of countries and the Prospectus should be referred to before promoting a share class of a sub-fund as promotion of the Fund where it is not registered may constitute a criminal offence. The current prospectus and simplified prospectus are available free of charge from Alquity Investment Management Limited, 9 Kingsway, London, WC2B 6XF or by going to [www.alquity.com](http://www.alquity.com).

### SWISS INVESTORS:

The Prospectus, the Articles of Association, the KIIDs, as well as the annual and semi annual report of the Fund is only available to Qualified Investors free of charge from Alquity Investment Management Limited. Funds other than the Luxembourg domiciled Alquity SICAV mentioned in this document may not be admitted for distribution in Switzerland.

This document is issued and distributed by Alquity Spouting Rock JV, LLC in Canada Only.

Past performance is not necessarily indicative of future performance. There can be no assurance that any investment will achieve its objectives or avoid substantial losses.

## FUND FACTS

Fund :	Alquity Indian Subcontinent Fund
Share Class :	M Class
Inception Date :	28/12/2022
Fund AUM :	US\$ 26.0m
Number of Holdings :	35
Fund Structure :	UCITS V SICAV
Domicile :	Luxembourg
Liquidity :	Daily
Fund Manager :	Mike Sell
Morningstar Rating :	No Rating
Morningstar Sustainability Rat	★★★★★
Minimum Investment :	€ 2000
Annual Management Fee :	1.60%
Performance Fee :	15% (with hurdle & high watermark)
ISIN :	LU1617838625
SEDOL :	BLDYF8
Bloomberg Ticker :	ALQISME

## FUND OBJECTIVE

The Alquity Indian Subcontinent Fund is equity focused and targets attractive risk-adjusted returns over the long-term by investing in public companies across the Indian Subcontinent. Our portfolio emphasises long-term themes, transparency and alignment of management. This is achieved by a fundamental process which incorporates both financial valuation and Environmental, Social and Governance analysis of material non-financial factors.

## CONTACT US

Alquity Investment Management Limited  
9 Kingsway, London, WC2B 6XF, UK  
Tel: +44 (0)207 5577 850

Find us online:

[alquity.com](http://alquity.com)

