

ALQUITY INDIAN SC FUND:  
FACTSHEET AS AT:  
NAV:

EUR A  
MARCH 2024  
191.95



Those NAV prices displayed with duplicated ISINs, in currencies other than the base currency of USD, are reflected only on an unofficial and indicative basis. The aforementioned NAVs are for guidance only and we can give no assurances of its accuracy. The official NAV for those ISINs is in USD.

MONTHLY SUMMARY

- Indian markets rose slightly during March, helped by positive global risk sentiment and a dovish Fed meeting.
- Indian macro data remained positive, with stable consumer inflation of 5.09% in February
- India's national elections will take place during April and May, with the result announcement scheduled for June 4th.

PERFORMANCE OVERVIEW

	2020	2021	2022	2023	2024
JAN	-2.6%	0.7%	-0.2%	-3.1%	0.8%
FEB	-6.0%	7.8%	-5.1%	0.0%	0.7%
MAR	-31.7%	5.8%	1.4%	-2.6%	-0.1%
APR	11.9%	-4.6%	3.5%	1.0%	
MAY	-4.8%	9.9%	-6.2%	7.4%	
JUN	8.8%	4.6%	-3.1%	3.5%	
JUL	1.3%	2.4%	11.2%	1.3%	
AUG	6.1%	8.5%	3.9%	1.5%	
SEP	4.3%	1.7%	-2.2%	2.2%	
OCT	1.1%	0.8%	0.2%	-3.6%	
NOV	9.1%	-0.9%	0.7%	2.6%	
DEC	5.6%	3.7%	-8.8%	3.0%	
ANNUAL	2.9%	47.4%	-6.0%	13.5%	1.4%



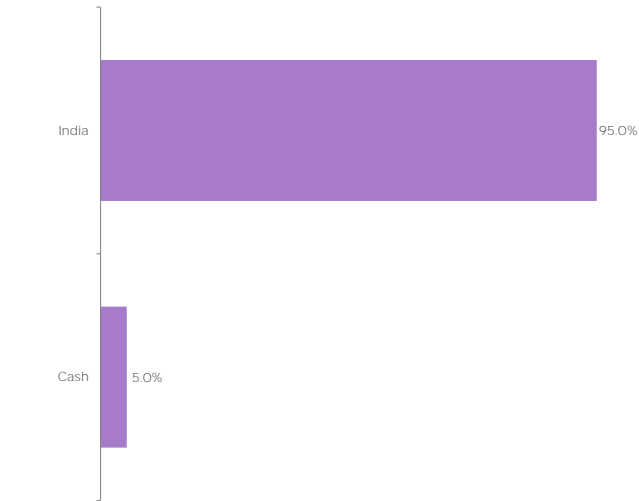
PERFORMANCE SUMMARY:			
1 Month:	-0.1%	1 Year:	21.8%
3 Months:	1.4%	3 Years:	38.7%
6 Months:	3.2%	Inception:	114.2%
Year to Date:	1.4%	Annualised:	8.0%

TURNOVER**	12.6%	**Average turnover of holdings (annualised) since the fund's inception
------------	-------	--

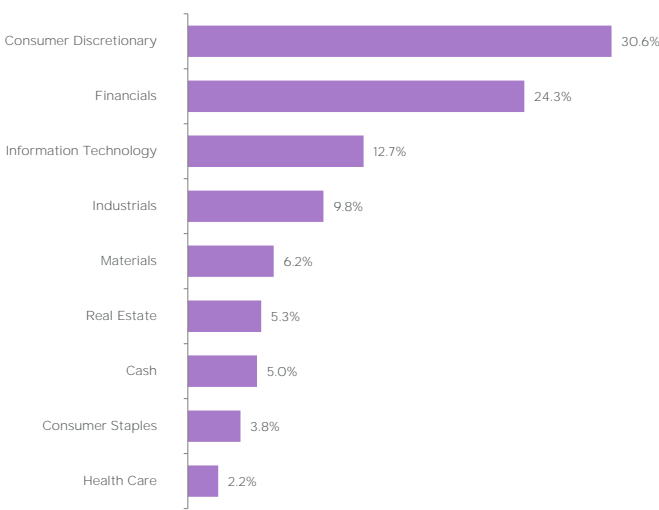
\*\*Turnover as of 28th March 2024

\*For the purposes of reporting, the unrealised capital gains have been removed from the portfolio characteristics calculations, however remain part of the Net Asset Value calculation

GEOGRAPHIC ALLOCATION



SECTOR ALLOCATION



MONTHLY UPDATE

Indian markets rose slightly during March, helped by positive global risk sentiment and a dovish Fed meeting.

Indian macro data remained positive, with stable consumer inflation of 5.09% in February and a decline in the Q4 2023 current account deficit to \$10.5bn versus \$16.8bn a year ago.

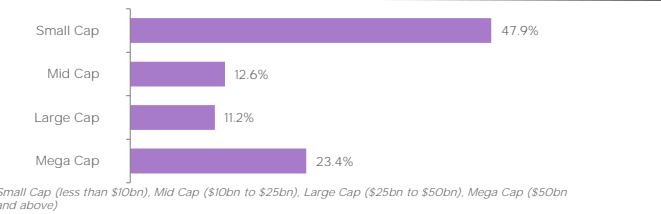
India's national elections will take place during April and May, with the result announcement scheduled for June 4th.

During the month, and following our recent trip, we added Macrotech Developers, Phoenix Malls, Aditya Vision, Vmart Retail and Samhi Hotels to the portfolio.

TOP 10 HOLDINGS

1.	HDFC Bank	6.5%
2.	ICICI Bank	5.5%
3.	Infosys	5.4%
4.	TCS	4.2%
5.	Mahindra & Mahindra	4.1%
6.	Lemon Tree Hotels	4.0%
7.	Oberoi Realty	3.4%
8.	Uno Minda	3.2%
9.	Redington	3.0%
10.	Ultratech Cement	2.8%
TOTAL		42.1%

CAPITALISATION



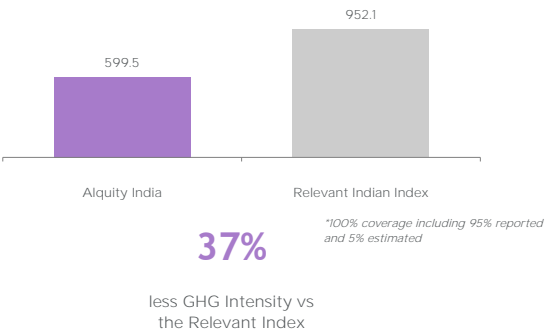
PERFORMANCE CONTRIBUTORS AND DETRACTORS

In March, the Alquity India Y class declined 0.2% in US Dollar terms (net) versus the 0.8% gain in the relevant Indian index, and the 0.8% increase in the Indian ETF (which reflects the impact of capital gains tax and is thus a better long term comparable to fund performance).

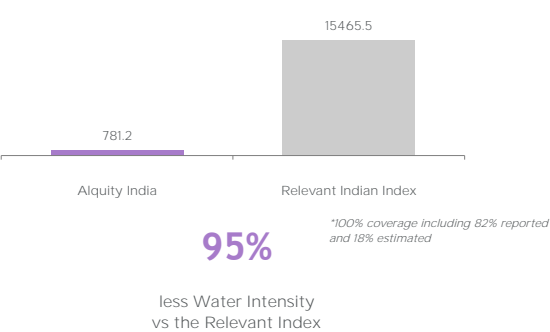
March was a month of two halves. The first part of the period represented a continuation of the trend of the early part of 2024, with low quality (in our view) stocks outperforming. However, the fund then performed much more strongly in the second half of March, as 'quality growth' stocks resumed their long-term outperformance.

At an individual stock level, the Fund benefited from outperformance of Dixon Technology (electronics manufacturing), Makemytrip (online travel) and Oberoi Realty. However, Lemon Tree Hotels, Aptus Value Housing (housing finance) and TTK Prestige (cookware) were negative contributors.

SCOPE 1 & 2 GHG INTENSITY (TONNES/\$MN)



WATER INTENSITY (TONNES/\$MN)

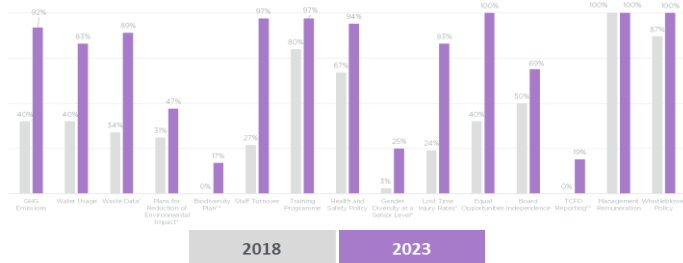


Source: Alquity, as of 31st December 2023

## ESG: KEY PROGRESS INDICATORS

For all portfolio holdings, we track a set of Key Progress Indicators "KPIs" that represent a general set of transparency and ESG standards we want all firms to meet over time. In each case, the assessment has a financial motivation and an associated positive potential impact in line with the principles of the UN Global Compact. The chart summarises the where we stand in relation to the KPIs for all the portfolio holdings. These KPIs support our engagement activity with our holdings. Please contact us or refer to our Responsible Investment brochure for full details.

**Holdings meeting each KPI standard - % of companies <sup>1</sup>**



<sup>1</sup>Source: Alquity, as of 31st of December 2023. \*KPIs launched in 2019. \*\* KPIs introduced in 2020.

## TRANSFORMING LIVES

We donate a proportion of our fees from the Alquity Indian Subcontinent Fund to charity partners in the region, reinforcing our belief that social progress should also lead to financial success.

<b>DONATIONS GENERATED BY THE INDIAN SUBCONTINENT FUND:</b>	<b>\$404,448</b>
LIVES TRANSFORMED DIRECTLY:	1,801
LIVES TRANSFORMED INDIRECTLY:	9,200

*Total Lives Transformed by Alquity*



*Total Donations generated by Alquity*



*Data correct at 28 Mar 24*

*Source: Alquity Transforming Lives Foundation*

For more information about the Alquity Transforming Lives Foundation please visit [www.alquityfoundation.org](http://www.alquityfoundation.org)

## FUND FACTS

Fund :	Alquity Indian Subcontinent Fund
Share Class :	A Class
Inception Date :	19/05/2014
Fund AUM :	US\$ 37.5m
Number of Holdings :	41
Fund Structure :	UCITS V SICAV
Domicile :	Luxembourg
Liquidity :	Daily
Fund Manager :	Mike Sell
Minimum Investment :	€ equivalent of \$2,000
Annual Management Fee :	1.60%
Performance Fee :	15% (with hurdle & high watermark)
ISIN :	LU1049767863
SEDOL :	BLDYCY5
Bloomberg Ticker :	ALISUSA

## FUND OBJECTIVE

The Alquity Indian Subcontinent Fund is equity focused and targets attractive risk-adjusted returns over the long-term by investing in public companies across the Indian Subcontinent. Our portfolio emphasises long-term themes, transparency and alignment of management. This is achieved by a fundamental process which incorporates both financial valuation and Environmental, Social and Governance analysis of material non-financial factors.

## CONTACT US

Alquity Investment Management Limited  
9 Kingsway, London, WC2B 6XF, UK  
Tel: +44 (0)207 5577 850

Find us online:

[alquity.com](http://alquity.com)



This document has been issued and approved by Alquity Investment Management Limited which is authorised and regulated by the Financial Conduct Authority. This document is a marketing communication and is intended solely for distribution to investment professionals as defined in Article 19 of the Financial Services and Markets Act 2000 (Financial Promotion Order) 2005. If you are an individual who would like more information about Alquity's Funds, please go to [www.alquity.com](http://www.alquity.com).

The Alquity Africa Fund, the Alquity Asia Fund, the Alquity Future World Fund, the Alquity Indian Subcontinent Fund and the Alquity Global Impact Fund are all sub-funds of the Alquity SICAV ("the Fund") which is a UCITS Fund and is a recognised collective investment scheme for the purposes of the Financial Services and Markets Act 2000 of the United Kingdom (the "FSMA"). This does not mean the product is suitable for all investors and as the Fund is invested in emerging market equities, investors may not get back the full amount invested.

This document has been provided for information purposes only and does not constitute an offer or solicitation to purchase or sell interests in the Fund. The information contained in this document shall not under any circumstances be construed as an offering of securities in any jurisdiction where such an offer or invitation is unlawful. The Fund is currently registered for sale in a limited number of countries and the Prospectus should be referred to before promoting a share class of a sub-fund as promotion of the Fund where it is not registered may constitute a criminal offence. The current prospectus and simplified prospectus are available free of charge from Alquity Investment Management Limited, 9 Kingsway, London, WC2B 6XF or by going to [www.alquity.com](http://www.alquity.com).

### SWISS INVESTORS:

The Prospectus, the Articles of Association, the KIIDs, as well as the annual and semi annual report of the Fund is only available to Qualified Investors free of charge from Alquity Investment Management Limited. Funds other than the Luxembourg domiciled Alquity SICAV mentioned in this document may not be admitted for distribution in Switzerland.

### CANADIAN INVESTORS:

Alquity has engaged with Stikeman Elliott LLP as their legal representation and is relying on the International Dealer Exemption in the provinces of Quebec and Ontario. With respect to statutory rights of action along with connected and related issuer information please refer to our Canadian Wrapper and Prospectus. This material is for distribution to Professional Clients only and does not constitute any recommendation or opinion regarding the appropriateness or suitability of an investment for any prospective investor.