

## FUND FACTS

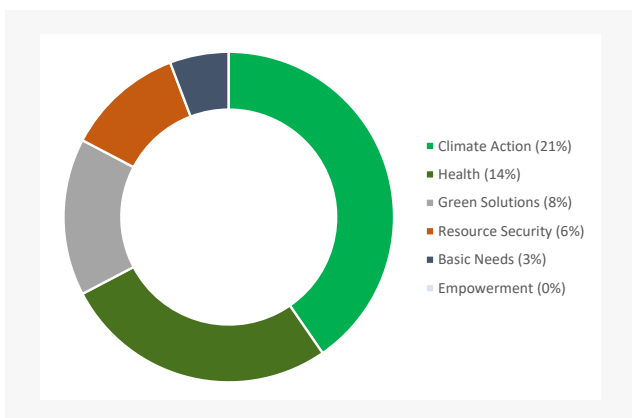
|                         |                                    |
|-------------------------|------------------------------------|
| Fund :                  | Alquity Global Impact Fund         |
| Share Class :           | B Class                            |
| Inception Date :        | 29/01/2021                         |
| Fund AUM :              | US\$ 12.3m                         |
| Number of Holdings :    | 131                                |
| Fund Structure :        | UCITS V SICAV                      |
| Domicile :              | Luxembourg                         |
| Liquidity :             | Daily                              |
| Fund Manager :          | Marnie Uy                          |
| Minimum Investment :    | US\$10,000                         |
| Annual Management Fee : | 1.60%                              |
| Performance Fee :       | 15% (with hurdle & high watermark) |
| ISIN :                  | LU1049765735                       |
| Bloomberg Ticker :      | ALQLABU                            |

## INVESTMENT OBJECTIVE

The Alquity Global Impact Fund aims to deliver sustainable long-term returns by prioritising companies that are ESG Leaders and those that provide products and services that are consistent with achieving the UN Sustainable Development Goals (UN SDGs). The Fund excludes companies with business in Tobacco, Alcohol, Soft Drinks, Adult Entertainment, Gambling, Civilian Firearms or Weapons, Fossil Fuels, non-renewable Utilities, resource-intensive Construction Materials and Fast Fashion.

Our proprietary data models help us to build a consistent and targeted portfolio that will deliver the broad beta of the relevant global index with positive SDG outcomes, and tilted towards the stocks with the strongest equity and country macro factors. This means the fund targets superior risk-adjusted returns; outperforming relevant global stock indices whilst delivering a positive impact in areas such as carbon intensity, gender equality, and responsible consumption.

## IMPACT DELIVERED IN THREE WAYS



**Total Allocation to Sustainable Solutions**  
(at least 20% of revenues come from sustainable solutions): **51.0%**

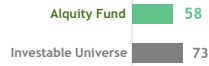
The chart shows the portfolio allocation to Sustainable Impact themes based on the underlying revenues of each company from products or services that are aligned with achieving the UN SDGs, aggregated at fund level. All remaining holdings have at least a minimum of 5% revenues from sustainable activities.

| Company   | ESG %ile* | % SDG Rev | Impact Theme                             |
|---|-----------|-----------|--|
| <b>Nvidia Corp</b><br>Sub-Ind: Semiconductors & Semiconductor Equ           | 1         | 45        | Energy Efficiency                        |
| <b>Eli Lilly &amp; Co</b><br>Sub-Ind: Pharmaceuticals                       | 10        | 73        | Health and Wellbeing                     |
| <b>Merck &amp; Co, Inc.</b><br>Sub-Ind: Pharmaceuticals                     | 7         | 65        | Health and Wellbeing                     |
| <b>Bristol-Myers Squibb Co</b><br>Sub-Ind: Pharmaceuticals                  | 9         | 97        | Health and Wellbeing                     |
| <b>Vertex Pharmaceuticals Inc</b><br>Sub-Ind: Biotechnology                 | 5         | 100       | Health and Wellbeing                     |
| <b>Abbvie Inc</b><br>Sub-Ind: Biotechnology                                 | 16        | 66        | Health and Wellbeing                     |
| <b>Colgate-Palmolive Co</b><br>Sub-Ind: Household Products                  | 35        | 50        | Health and Wellbeing                     |
| <b>Novo Nordisk A/S-B</b><br>Sub-Ind: Pharmaceuticals                       | 8         | 89        | Health and Wellbeing                     |
| <b>Edwards Lifesciences Corp</b><br>Sub-Ind: Health Care Equipment & Suppli | 17        | 84        | Health and Wellbeing                     |
| <b>General Mills Inc</b><br>Sub-Ind: Food Products                          | 5         | 41        | Nutrition, Food Access and Affordability |

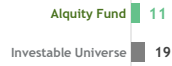
\*Sustainalytics' assessment of a company's ESG Risk Score relative to a Sustainalytics' subindustry, expressed as a percentage rank, with 1% representing the company with the lowest ESG Risk Score and 100% with the highest ESG

## ENVIRONMENTAL IMPACT

## CARBON FOOTPRINT

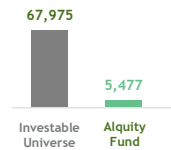
Carbon Intensity per \$1M revenues  
(tons CO2e / \$M)

## RESPONSIBLE CONSUMPTION

Waste generated per \$1M revenues  
(tons waste / \$M)

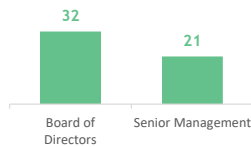
## WATER STRESS

Water withdrawal per \$1M revenues (m3 / \$M)



## SOCIAL IMPACT: SPECIAL FOCUS ON EQUALITY

## REDUCE INEQUALITY

32% Women on  
Board of Directors21% Women in  
Senior Management

The chart shows the percentage of female employees at company levels. We are seeing **progress on gender equality on boards** mainly due to regulatory measures and investors pressure, but change is much **slower at the senior management**

Equality Opportunities and Diversity  
of workforce

**74%** of our companies have made a **proactive commitment to ensure non-discrimination** against any type of demographic group



## Gender pay

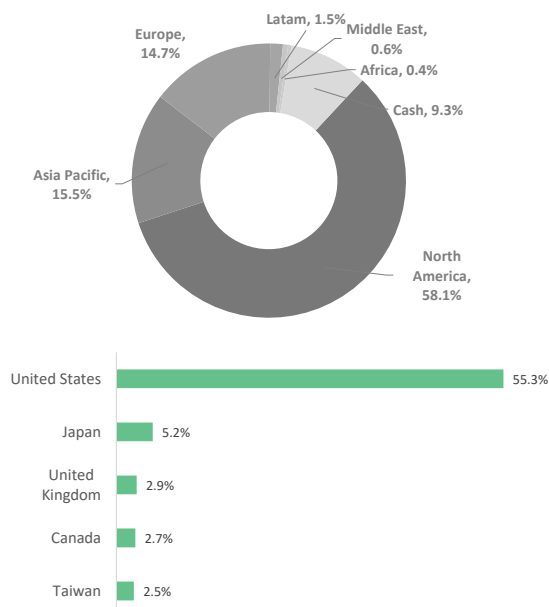
**41%** of our companies disclose **quantitative gender pay gap data**

## STRONG CORPORATE GOVERNANCE

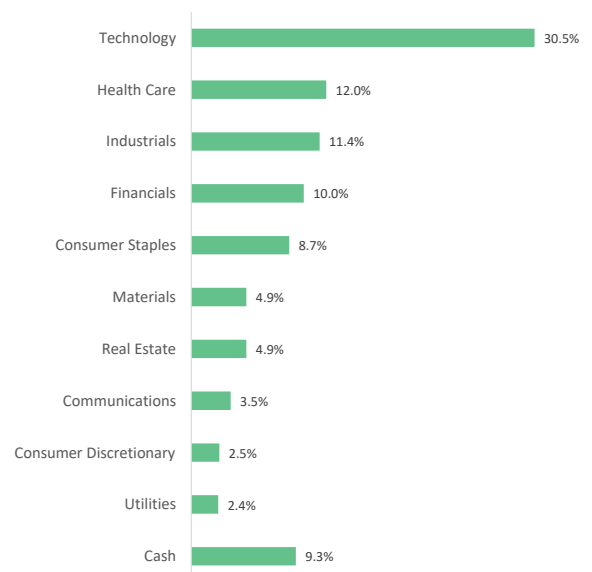
## STRONG INSTITUTIONS

73% fund's average percentage of  
independent board of directors

## REGION AND TOP 5 COUNTRY ALLOCATION



## SECTOR ALLOCATION



## PERFORMANCE SUMMARY

| PERFORMANCE SUMMARY: |        |             |        |
|----------------------|--------|-------------|--------|
| 1 Month:             | 3.09%  | 1 Year:     | 18.96% |
| 3 Months:            | 7.59%  | 3 Years:    | 9.65%  |
| 6 Months:            | 19.74% | Inception:  | 12.17% |
| Year to Date:        | 7.59%  | Annualised: | 3.70%  |



## DIRECT IMPACT BY TRANSFORMING LIVES

Alquity's unique virtuous circle business model enables us to enhance our portfolio impact by directly supporting social development projects in the regions in which we invest. The Alquity business donates 10% of all fee revenues to the Alquity Transforming Lives Foundation, an independent UK registered charity. To date the business has donated over US\$2.4m and transformed over 65,000 lives through the projects.



**TRANSFORMING LIVES FOUNDATION**

## IMPACT TRACK RECORD

DONATIONS GENERATED: \$2,599,478  
LIVES TRANSFORMED: 65,000+

For more information about the Alquity Transforming Lives Foundation please visit [www.alquityfoundation.org](http://www.alquityfoundation.org)

## FEATURED PROJECT: PHOOL, INDIA

Flowers are a big part of religious rituals in India. It is estimated that approximately 800 million tonnes of flowers are offered annually across the temples, mosques and gurdwara in India. These generous offerings turn into colossal waste and is detrimental for our environment. Phool collects discarded flowers to keep them out of the water supply, then "flower-cycles" them into charcoal-free incense. The enterprise employs women from the lower social and economic strata, where they collect 11.8 tonnes of flowers on a daily basis from more than 130 temples and mosques. Our support is helping transform 235 lives (both directly and indirectly) through the provision of dignified employment and sustainable incomes.



## PORTFOLIO MANAGER



**Marnie Uy**  
MA Financial Engineering

- 20+ years of experience in investment management, focusing on quantitative research risk management, portfolio construction, and the risk-return optimization of investment strategies.
- As Global Head of Quantitative Analytics at Aberdeen Standard Investments (ASI) managed \$100bn+ in AUM and improved 5-year outperformance of Fixed Income investments from 40% to 80%.
- Leads all quantitative strategies and risk management for Alquity.

## CONTACT US

Alquity Investment Management Limited  
9 Kingsway, London, WC2B 6XF, UK  
Tel: +44 (0)207 5577 850

Find us online:

[alquity.com](http://alquity.com)



This document has been issued and approved by Alquity Investment Management Limited which is authorised and regulated by the Financial Conduct Authority. This document is a marketing communication and is intended solely for distribution to investment professionals as defined in Article 19 of the Financial Services and Markets Act 2000 (Financial Promotion Order) 2005. If you are an individual who would like more information about Alquity's Funds, please go to [www.alquity.com](http://www.alquity.com).

The Alquity Africa Fund, the Alquity Asia Fund, the Alquity Future World Fund, the Alquity Indian Subcontinent Fund and the Alquity Global Impact Fund are all sub-funds of the Alquity SICAV ("the Fund") which is a UCITS Fund and is a recognised collective investment scheme for the purposes of the Financial Services and Markets Act 2000 of the United Kingdom (the "FSMA"). This does not mean the product is suitable for all investors and as the Fund is invested in emerging market equities, investors may not get back the full amount invested.

This document has been provided for information purposes only and does not constitute an offer or solicitation to purchase or sell interests in the Fund. The information contained in this document shall not under any circumstances be construed as an offering of securities in any jurisdiction where such an offer or invitation is unlawful. The Fund is currently registered for sale in a limited number of countries and the Prospectus should be referred to before promoting a share class of a sub-fund as promotion of the Fund where it is not registered may constitute a criminal offence. The current prospectus and simplified prospectus are available free of charge from Alquity Investment Management Limited, 9 Kingsway, London, WC2B 6XF or by going to [www.alquity.com](http://www.alquity.com).

## SWISS INVESTORS:

The Prospectus, the Articles of Association, the KIDs, as well as the annual and semi annual report of the Fund is only available to Qualified Investors free of charge from Alquity Investment Management Limited. Funds other than the Luxembourg domiciled Alquity SICAV mentioned in this document may not be admitted for distribution in Switzerland.

## CANADIAN INVESTORS

Alquity has engaged with Stikeman Elliott LLP as their legal representation and is relying on the International Dealer Exemption in the provinces of Quebec and Ontario. With respect to statutory rights of action along with connected and related issuer information please refer to our Canadian Wrapper and Prospectus. This material is for distribution to Professional Clients only and does not constitute any recommendation or opinion regarding the appropriateness or suitability of an investment for any prospective investor.