

ALQUITY ASIA FUND:
FACTSHEET AS AT:
NAV:

GBP Y
JUNE 2024
138.68



MONTHLY SUMMARY

Those NAV prices displayed with duplicated ISINs, in currencies other than the base currency of USD, are reflected only on an unofficial and indicative basis. The aforementioned NAVs are for guidance only and we can give no assurances of its accuracy. The official NAV for those ISINs is in USD.

- Asian markets rose strongly during June
- Narendra Modi was re-elected for a third term in June, albeit with a reduced majority
- In South Korea, Industrial production unexpectedly fell by 1.2% MoM in May

PERFORMANCE OVERVIEW

	2020	2021	2022	2023	2024
JAN	3.9%	2.9%	-1.5%	3.8%	-5.5%
FEB	-2.2%	1.4%	-2.3%	-5.4%	6.4%
MAR	-17.5%	-0.2%	-1.4%	0.9%	3.4%
APR	9.9%	2.2%	-0.3%	-5.9%	3.1%
MAY	4.0%	1.0%	-1.1%	-1.9%	0.4%
JUN	6.6%	4.5%	-0.8%	1.2%	5.7%
JUL	-1.2%	-7.0%	-3.1%	4.2%	
AUG	2.3%	3.3%	2.7%	-4.3%	
SEP	3.0%	-2.4%	-8.6%	-0.9%	
OCT	3.6%	1.2%	-10.0%	-3.6%	
NOV	5.7%	-0.2%	15.4%	2.4%	
DEC	5.0%	-2.3%	0.3%	0.9%	
ANNUAL	14.0%	3.9%	-12.2%	-8.7%	13.7%



PERFORMANCE SUMMARY:

1 Month:	5.7%	1 Year:	12.1%
3 Months:	9.4%	3 Years:	-15.6%
6 Months:	13.7%	Inception:	38.7%
Year to Date:	13.7%	Annualised:	3.5%

VOLATILITY*

1Y

15.5%

*Volatility as of 30th June 2024

3Y*

18.6%

**Where the share class has not been running for 3 years, the volatility figure displayed is since the inception of the share class*

TURNOVER**

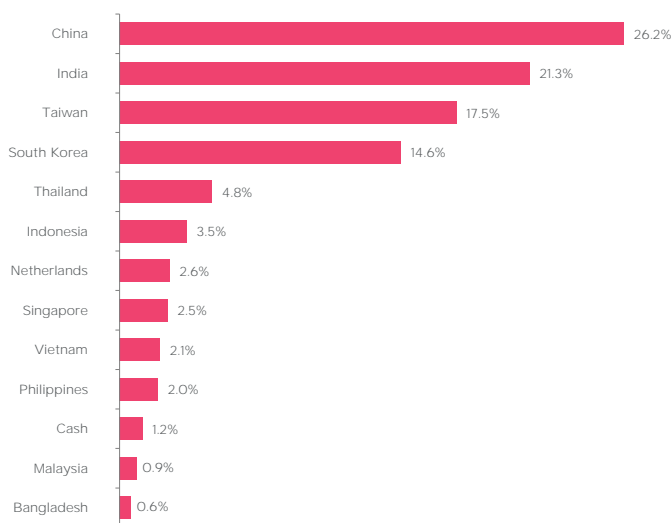
14.3%

**Turnover as of 30th June 2024

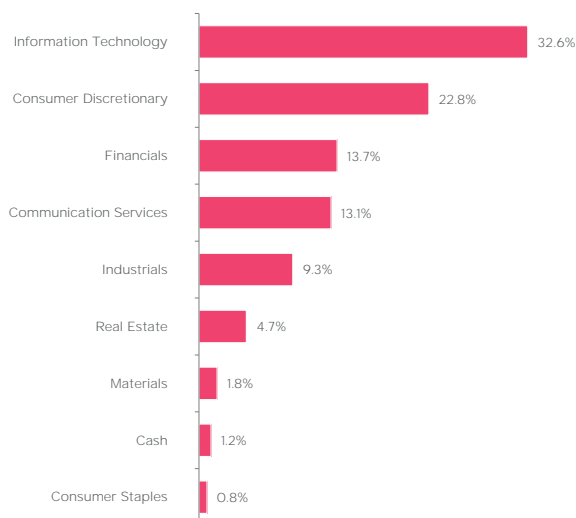
***Average turnover of holdings (annualised) since the fund's inception*

**For the purposes of reporting, the unrealised capital gains have been removed from the portfolio characteristics calculations, however remain part of the Net Asset Value calculation*

GEOGRAPHIC ALLOCATION



SECTOR ALLOCATION



MONTHLY UPDATE

Asian markets rose strongly during June, despite the market volatility caused by France's surprise snap election announcement.

Narendra Modi was re-elected for a third term in June, albeit with a reduced majority. The BJP won 240 seats in the national elections to the Lok Sabha parliament, with a further 56 won by coalition allies.

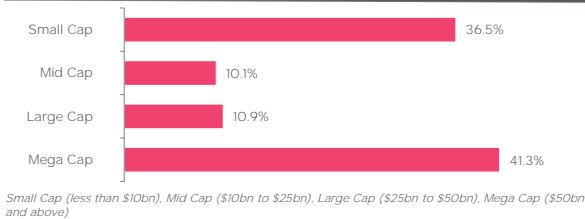
In South Korea, Industrial production unexpectedly fell by 1.2% MoM in May. Retail sales dropped for a second month in May, falling 0.2% MoM.

We exited Hanon Systems in Korea due to a lack of near-term catalysts, preferring KIA instead.

TOP 10 HOLDINGS

1. TSMC	10.0%
2. Tencent Holdings	9.1%
3. SK Hynix	7.9%
4. Mediatek	3.0%
5. Lemon Tree Hotels	2.7%
6. Makemytrip Ltd	2.7%
7. HDFC Bank	2.7%
8. ASML Holding	2.6%
9. Minor International	2.5%
10. Indusind Bank	2.3%
TOTAL	45.5%

CAPITALISATION



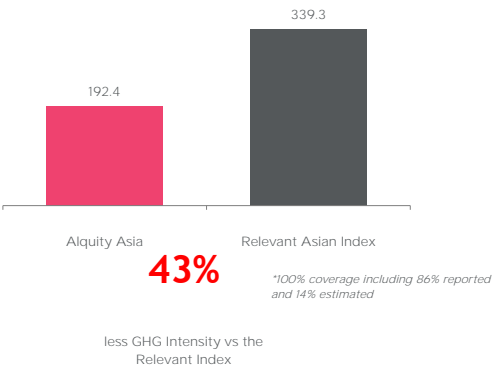
PERFORMANCE CONTRIBUTORS AND DETRACTORS

In June, the Alquity Asia Y class rose 4.9% in US Dollar terms (net) vs the 4.3% rise in the relevant Asian index.

This outperformance was driven by stock selection in Taiwan (Tech Hardware), India (Dixon Technologies), Korea (SK Hynix) and to a lesser extent, Indonesia and Singapore.

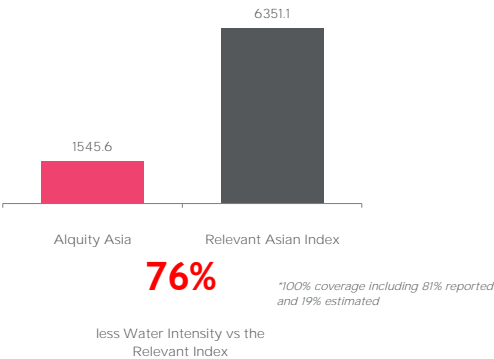
The Fund also benefited from the underweighting to China, although the overweight to Thailand was a negative contributor to performance.

SCOPE 1 & 2 GHG INTENSITY (TONNES/\$MN)



Source: Alquity, as of 30th June 2024

WATER INTENSITY (TONNES/\$MN)



ESG: KEY PROGRESS INDICATORS

For all portfolio holdings, we track a set of Key Progress Indicators “KPIs” that represent a general set of transparency and ESG standards we want all firms to meet over time. In each case, the assessment has a financial motivation and an associated positive potential impact in line with the principles of the UN Global Compact. The chart summarises the where we stand in relation to the KPIs for all the portfolio holdings. These KPIs support our engagement activity with our holdings. Please contact us or refer to our Responsible Investment brochure for full details.

Holdings meeting each KPI standard - % of companies ¹



¹Source: Alquity, as of 31st of December 2023. *KPIs launched in 2019. ** KPIs introduced in 2020

TRANSFORMING LIVES

We donate a proportion of our fees from the Alquity Asia Fund to charity partners in the region, reinforcing our belief that social progress should also lead to financial success.

DONATIONS GENERATED BY THE ASIA FUND:	\$554,620
LIVES TRANSFORMED DIRECTLY:	1,954
LIVES TRANSFORMED INDIRECTLY:	6,162

Total Lives Transformed by Alquity



Total Donations generated by Alquity



Data correct at 30 Jun 24

Source: Alquity Transforming Lives Foundation

For more information about the Alquity Transforming Lives Foundation please visit www.alquityfoundation.org

This document has been issued and approved by Alquity Investment Management Limited which is authorised and regulated by the Financial Conduct Authority. This document is a marketing communication and is intended solely for distribution to investment professionals as defined in Article 19 of the Financial Services and Markets Act 2000 (Financial Promotion Order) 2005. If you are an individual who would like more information about Alquity's Funds, please go to www.alquity.com.

The Alquity Asia Fund, the Alquity Future World Fund, the Alquity Indian Subcontinent Fund and the Alquity Global Impact Fund are all sub-funds of the Alquity SICAV ("the Fund") which is a UCITS Fund and is a recognised collective investment scheme for the purposes of the Financial Services and Markets Act 2000 of the United Kingdom (the "FSMA"). This does not mean the product is suitable for all investors and as the Fund is invested in emerging market equities, investors may not get back the full amount invested.

This document has been provided for information purposes only and does not constitute an offer or solicitation to purchase or sell interests in the Fund. The information contained in this document shall not under any circumstances be construed as an offering of securities in any jurisdiction where such an offer or invitation is unlawful. The Fund is currently registered for sale in a limited number of countries and the Prospectus should be referred to before promoting a share class of a sub-fund as promotion of the Fund where it is not registered may constitute a criminal offence. The current prospectus and simplified prospectus are available free of charge from Alquity Investment Management Limited, Audrey House, 16-20 Ely Place, London, EC1N 6SN or by going to www.alquity.com.

SWISS INVESTORS:

The Prospectus, the Articles of Association, the KIIDs, as well as the annual and semi annual report of the Fund is only available to Qualified Investors free of charge from Alquity Investment Management Limited. Funds other than the Luxembourg domiciled Alquity SICAV mentioned in this document may not be admitted for distribution in Switzerland.

CANADIAN INVESTORS:

Alquity has engaged with Stikeman Elliott LLP as their legal representation and is relying on the International Dealer Exemption in the provinces of Quebec and Ontario. With respect to statutory rights of action along with connected and related issuer information please refer to our Canadian Wrapper and Prospectus. This material is for distribution to Professional Clients only and does not constitute any recommendation or opinion regarding the appropriateness or suitability of an investment for any prospective investor.

FUND FACTS

Fund :	Alquity Asia Fund
Share Class :	Y Class
Inception Date :	23/01/2015
Fund AUM :	US\$ 23.1m
Number of Holdings :	57
Fund Structure :	UCITS V SICAV
Domicile :	Luxembourg
Liquidity :	Daily
Fund Manager :	Mike Sell
Minimum Investment :	£2,500,000
Annual Management Fee :	0.90%
Performance Fee :	None
ISIN :	LU1070051708
SEDOL :	BTJRGR3
Bloomberg Ticker :	ALQASGY

FUND OBJECTIVE

The Alquity Asia Fund is equity focused and targets attractive risk-adjusted returns over the long-term by investing in public companies across the Asian continent (ex. Japan). Our portfolio emphasises long-term themes, transparency and alignment of management. This is achieved by a fundamental process which incorporates both financial valuation and Environmental, Social and Governance analysis of material non-financial factors.

CONTACT US

Alquity Investment Management Limited
Audrey House, 16-20 Ely Place, London, EC1N 6SN
Tel: +44 (0)207 5577 850

Find us online:

alquity.com

