

ALQUITY ASIA FUND:  
FACTSHEET AS AT:  
NAV:

GBP R  
MAY 2024  
132.53



## MONTHLY SUMMARY

Those NAV prices displayed with duplicated ISINs, in currencies other than the base currency of USD, are reflected only on an unofficial and indicative basis. The aforementioned NAVs are for guidance only and we can give no assurances of its accuracy. The official NAV for those ISINs is in USD.

- Asian markets rose slightly during May, as a strong earnings season was countered by late-month profit taking
- The Vietnamese economy continued to accelerate, with +15.8% export growth in May (year on year)
- Indonesian GDP rose 5.1% in Q1, year on year

## PERFORMANCE OVERVIEW

	2020	2021	2022	2023	2024
JAN	2.5%	2.4%	-1.7%	3.6%	-5.6%
FEB	-2.3%	1.1%	-2.3%	-5.5%	6.3%
MAR	-17.6%	-0.2%	-1.6%	0.7%	3.3%
APR	9.8%	1.8%	-0.4%	-6.0%	3.0%
MAY	3.9%	0.7%	-1.3%	-2.0%	0.3%
JUN	6.5%	3.6%	-0.9%	1.1%	
JUL	-1.3%	-5.6%	-3.2%	4.1%	
AUG	2.1%	2.7%	2.6%	-4.4%	
SEP	2.8%	-2.1%	-8.7%	-1.0%	
OCT	3.4%	1.0%	-10.2%	-3.7%	
NOV	5.6%	-0.2%	15.3%	2.3%	
DEC	4.8%	-2.1%	0.2%	0.8%	
ANNUAL	12.3%	2.8%	-13.4%	-10.0%	7.2%



### PERFORMANCE SUMMARY:

1 Month:	0.3%	1 Year:	6.1%
3 Months:	6.8%	3 Years:	-19.0%
6 Months:	8.1%	Inception:	32.5%
Year to Date:	7.2%	Annualised:	2.8%

### VOLATILITY\*

1Y

15.6%

\*Volatility as of 31st May 2024

3Y\*

18.2%

\*Where the share class has not been running for 3 years, the volatility figure displayed is since the inception of the share class

### TURNOVER\*\*

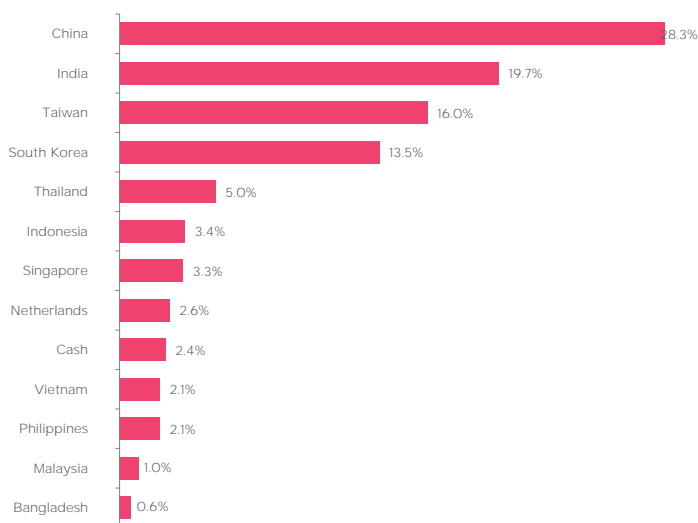
14.4%

\*\*Turnover as of 31st May 2024

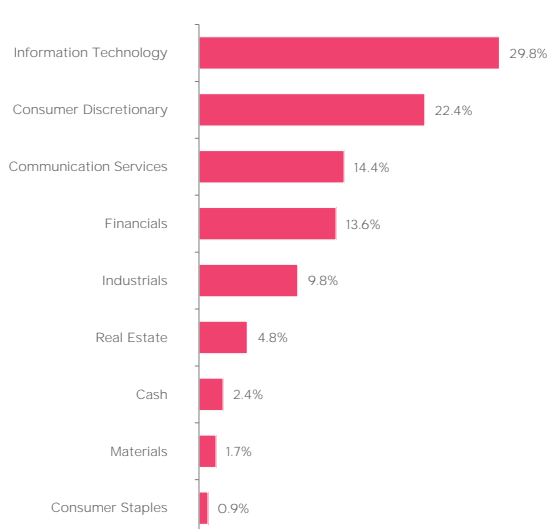
\*\*Average turnover of holdings (annualised) since the fund's inception

\*For the purposes of reporting, the unrealised capital gains have been removed from the portfolio characteristics calculations, however remain part of the Net Asset Value calculation

## GEOGRAPHIC ALLOCATION



## SECTOR ALLOCATION



MONTHLY UPDATE

Asian markets rose slightly during May, as a strong earnings season was countered by late-month profit taking.

Indonesian GDP rose 5.1% in Q1, year on year, with inflation moderating to 4.8% year on year.

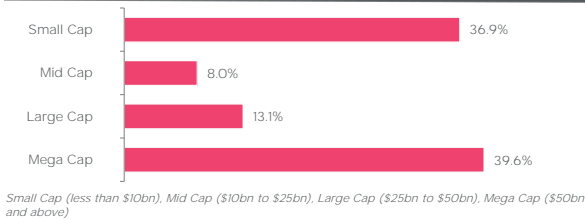
The Vietnamese economy continued to accelerate, with +15.8% export growth in May (year on year), +9.5% retail sales growth, and +8.9% industrial production growth.

We exited Century Iron & Steel (Taiwan) following strong performance, and added Macrotech Developers (India).

TOP 10 HOLDINGS

1. Tencent Holdings	9.5%
2. TSMC	9.5%
3. SK Hynix	6.4%
4. Mediatek	2.7%
5. ASML Holding	2.6%
6. Lemon Tree Hotels	2.6%
7. Minor International	2.6%
8. Makemytrip	2.5%
9. HDFC Bank	2.5%
10. China Resources Land	2.1%
<b>TOTAL</b>	<b>43.0%</b>

CAPITALISATION

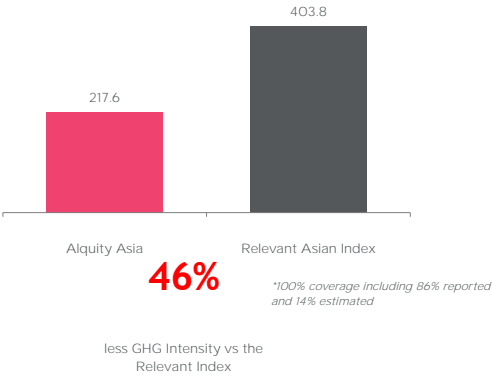


PERFORMANCE CONTRIBUTORS AND DETRACTORS

In May, the Alquity Asia Y class rose 2.04% in US Dollar terms (net) vs the 1.56% rise in the relevant Asian index.

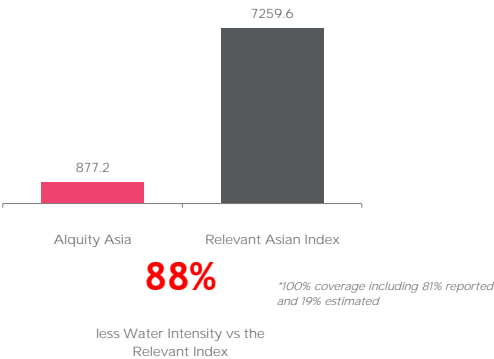
Although our Indonesian and Thai portfolios performed poorly, this was more than offset by strong gains in South Korea (Tech hardware), Taiwan (Mediatek), India (Dixon Technologies, Polycab, Makemytrip) and Vietnam.

SCOPE 1 & 2 GHG INTENSITY (TONNES/\$MN)



Source: Alquity, as of 31st December 2023

WATER INTENSITY (TONNES/\$MN)



## ESG: KEY PROGRESS INDICATORS

For all portfolio holdings, we track a set of Key Progress Indicators “KPIs” that represent a general set of transparency and ESG standards we want all firms to meet over time. In each case, the assessment has a financial motivation and an associated positive potential impact in line with the principles of the UN Global Compact. The chart summarises the where we stand in relation to the KPIs for all the portfolio holdings. These KPIs support our engagement activity with our holdings. Please contact us or refer to our Responsible Investment brochure for full details.

Holdings meeting each KPI standard - % of companies <sup>1</sup>



<sup>1</sup>Source: Alquity, as of 31st of December 2023. \*KPIs launched in 2019. \*\* KPIs introduced in 2020

## TRANSFORMING LIVES

We donate a proportion of our fees from the Alquity Asia Fund to charity partners in the region, reinforcing our belief that social progress should also lead to financial success.

<b>DONATIONS GENERATED BY THE ASIA FUND:</b>	<b>\$554,620</b>
LIVES TRANSFORMED DIRECTLY:	1,954
LIVES TRANSFORMED INDIRECTLY:	6,162

### Total Lives Transformed by Alquity



### Total Donations generated by Alquity



Data correct at 28 Mar 24

Source: Alquity Transforming Lives Foundation

For more information about the Alquity Transforming Lives Foundation please visit [www.alquityfoundation.org](http://www.alquityfoundation.org)

*This document has been issued and approved by Alquity Investment Management Limited which is authorised and regulated by the Financial Conduct Authority. This document is a marketing communication and is intended solely for distribution to investment professionals as defined in Article 19 of the Financial Services and Markets Act 2000 (Financial Promotion Order) 2005. If you are an individual who would like more information about Alquity's Funds, please go to [www.alquity.com](http://www.alquity.com).*

*The Alquity Asia Fund, the Alquity Future World Fund, the Alquity Indian Subcontinent Fund and the Alquity Global Impact Fund are all sub-funds of the Alquity SICAV ("the Fund") which is a UCITS Fund and is a recognised collective investment scheme for the purposes of the Financial Services and Markets Act 2000 of the United Kingdom (the "FSMA"). This does not mean the product is suitable for all investors and as the Fund is invested in emerging market equities, investors may not get back the full amount invested.*

*This document has been provided for information purposes only and does not constitute an offer or solicitation to purchase or sell interests in the Fund. The information contained in this document shall not under any circumstances be construed as an offering of securities in any jurisdiction where such an offer or invitation is unlawful. The Fund is currently registered for sale in a limited number of countries and the Prospectus should be referred to before promoting a share class of a sub-fund as promotion of the Fund where it is not registered may constitute a criminal offence. The current prospectus and simplified prospectus are available free of charge from Alquity Investment Management Limited, Audrey House, 16-20 Ely Place, London, EC1N 6SN or by going to [www.alquity.com](http://www.alquity.com).*

#### SWISS INVESTORS:

*The Prospectus, the Articles of Association, the KIIDs, as well as the annual and semi annual report of the Fund is only available to Qualified Investors free of charge from Alquity Investment Management Limited. Funds other than the Luxembourg domiciled Alquity SICAV mentioned in this document may not be admitted for distribution in Switzerland.*

#### CANADIAN INVESTORS:

*Alquity has engaged with Stikeman Elliott LLP as their legal representation and is relying on the International Dealer Exemption in the provinces of Quebec and Ontario. With respect to statutory rights of action along with connected and related issuer information please refer to our Canadian Wrapper and Prospectus. This material is for distribution to Professional Clients only and does not constitute any recommendation or opinion regarding the appropriateness or suitability of an investment for any prospective investor.*

## FUND FACTS

<b>Fund :</b>	Alquity Asia Fund
<b>Share Class :</b>	R Class
<b>Inception Date :</b>	05/05/2014
<b>Fund AUM :</b>	US\$ 22.7m
<b>Number of Holdings :</b>	57
<b>Fund Structure :</b>	UCITS V SICAV
<b>Domicile :</b>	Luxembourg
<b>Liquidity :</b>	Daily
<b>Fund Manager :</b>	Mike Sell
<b>Minimum Investment :</b>	£5,000
<b>Annual Management Fee :</b>	1.10%
<b>Performance Fee :</b>	15% (with hurdle & high watermark)
<b>ISIN :</b>	LU1049766972
<b>SEDOL :</b>	BLBN725
<b>Bloomberg Ticker :</b>	ALQASGR

## FUND OBJECTIVE

The Alquity Asia Fund is equity focused and targets attractive risk-adjusted returns over the long-term by investing in public companies across the Asian continent (ex. Japan). Our portfolio emphasises long-term themes, transparency and alignment of management. This is achieved by a fundamental process which incorporates both financial valuation and Environmental, Social and Governance analysis of material non-financial factors.

## CONTACT US

**Alquity Investment Management Limited**  
Audrey House, 16-20 Ely Place, London, EC1N 6SN  
Tel: +44 (0)207 5577 850

Find us online:

[alquity.com](http://alquity.com)

