

ALQUITY ASIA FUND: FACTSHEET AS AT: NAV:

GBP I
OCTOBER 2022
89.13



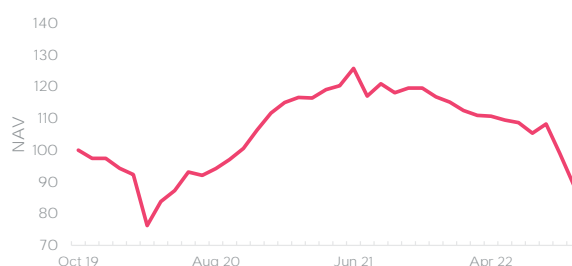
MONTHLY SUMMARY

Those NAV prices displayed with duplicated ISINs, in currencies other than the base currency of USD, are reflected only on an unofficial and indicative basis. The aforementioned NAVs are for guidance only and we can give no assurances of its accuracy. The official NAV for those ISINs is in USD.

- Asian markets remained under pressure in October, with the relevant Asian benchmark declining by a further 6.1% in net USD terms.
- In India, inflation looks to have peaked, which could open the door to a moderation in the pace of rate hikes from December.
- Elsewhere, Indonesia's central bank hiked its policy rate by a further 50bp in October, while Vietnam also hiked by another 100bp to 6%.

PERFORMANCE OVERVIEW

	2018	2019	2020	2021	2022
JAN			-3.2%	2.9%	-1.4%
FEB			-2.1%	1.4%	-2.3%
MAR			-17.4%	-0.2%	-1.4%
APR			9.9%	2.3%	-0.2%
MAY			4.1%	1.0%	-1.1%
JUN			6.8%	4.5%	-0.8%
JUL			-1.1%	-6.9%	-3.0%
AUG			2.3%	3.3%	2.8%
SEP			3.0%	-2.3%	-8.5%
OCT			3.6%	1.3%	-10.0%
NOV		-2.6%	5.8%	0.0%	
DEC		0.0%	5.1%	-2.3%	
ANNUAL		-2.6%	14.7%	4.6%	-23.7%



PERFORMANCE SUMMARY:

1 Month:	-10.0%	1 Year:	-25.5%
3 Months:	-15.4%	3 Years:	-10.9%
6 Months:	-19.5%	Inception:	-10.9%
Year to Date:	-23.7%	Annualised:	-3.8%

VOLATILITY*

1Y

20.7%

*Volatility as of 31st October 2022

3Y*

19.6%

*Where the share class has not been running for 3 years, the volatility figure displayed is since the inception of the share class

TURNOVER**

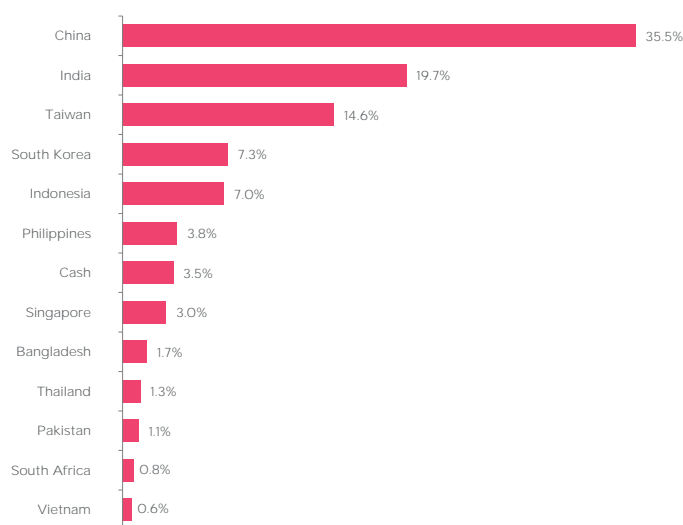
16.5%

**Turnover as of 31st October 2022

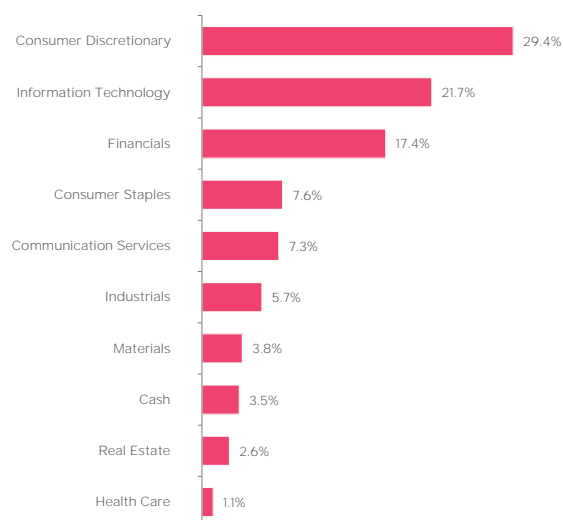
**Average turnover of holdings (annualised) since the fund's inception

*For the purposes of reporting, the unrealised capital gains have been removed from the portfolio characteristics calculations, however remain part of the Net Asset Value calculation

GEOGRAPHIC ALLOCATION



SECTOR ALLOCATION



MONTHLY UPDATE

Asian markets remained under pressure in October, with the relevant Asian benchmark declining by a further 6.1% in net USD terms, as concerns about China's outlook weighed on sentiment.

At the National Party Congress in China, President Xi concentrated his power further by packing the Politburo Standing Committee with loyalists. Nevertheless, the economy is still slowly recovering, aided by stimulus.

In India, inflation looks to have peaked, which could open the door to a moderation in the pace of rate hikes from December. Elsewhere, Indonesia's central bank hiked its policy rate by a further 50bp in October, while Vietnam also hiked by another 100bp to 6%.

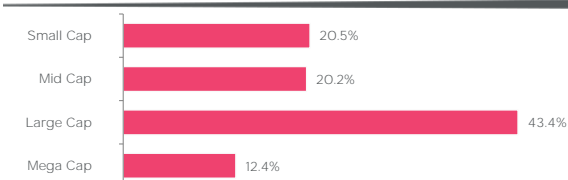
Meanwhile, Malaysia's Prime Minister called a snap general election, scheduled to take place on 18th November.

We added Indusind Bank to the portfolio, which is highly leveraged to the robust Indian economy, as well as Maruti Suzuki due to our positive view on the Indian passenger vehicle cycle. We exited Antofagasta due to our negative outlook on copper prices in the coming years. Meanwhile, we switched from China Pacific Insurance to AIA, where we believe the business model is superior.

TOP 10 HOLDINGS

1. TSMC	7.6%
2. Tencent Holdings	4.8%
3. ICICI Bank	4.0%
4. AIA Group	3.2%
5. Meituan Dianping	3.1%
6. Uni-President China	2.8%
7. JD.com	2.7%
8. HDFC Bank	2.7%
9. SK Hynix	2.5%
10. Hero Motocorp	2.4%
TOTAL	35.6%

CAPITALISATION



Small Cap (less than \$2bn), Mid Cap (\$2bn to \$10bn), Large Cap (\$10bn to \$200bn), Mega Cap (\$200bn and above)

PERFORMANCE CONTRIBUTORS AND DETRACTORS

In October, Alquity Asia Y class declined 7.2% in US Dollar terms (net) versus the 6.1% decline from the relevant Asian index.

The Fund benefited from its positioning in China (notably Wuxi Lead Intelligent Systems and Nissin Foods), and the overweights in Indonesia, Pakistan, Bangladesh and the Philippines.

However, the Korean market (where we are significantly underweight) rose 8.4% in US Dollar terms during the month, driven by numerous companies that we consider to be ESG fails as well as the poor performance of our holding in LG Household & Health. This more than offset all the aforementioned positives, and resulted in the overall disappointing performance for the month.

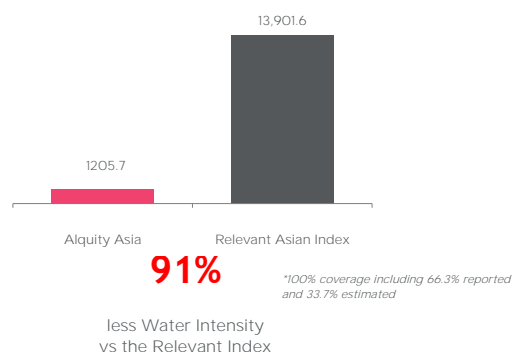
The overall underweight to Energy (for ESG reasons) also was a material negative contributor.

SCOPE 1 & 2 GHG INTENSITY (TONNES/\$MN)



Source: Alquity, as of 30th September 2022

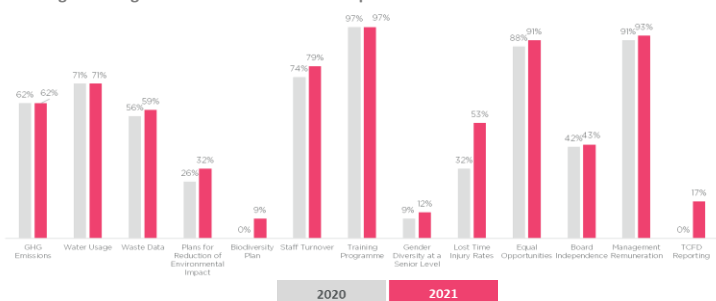
WATER INTENSITY (TONNES/\$MN)



ESG: KEY PROGRESS INDICATORS

For all portfolio holdings, we track a set of Key Progress Indicators “KPIs” that represent a general set of transparency and ESG standards we want all firms to meet over time. In each case, the assessment has a financial motivation and an associated positive potential impact in line with the principles of the UN Global Compact. The chart summarises the where we stand in relation to the KPIs for all the portfolio holdings. These KPIs support our engagement activity with our holdings. Please contact us or refer to our Responsible Investment brochure for full details.

Holdings meeting each KPI standard - % of companies ¹



¹Source: Alquity. Portfolio overview as of 31/12/2021. Holdings owned at both 31/12/2020 and 31/12/2021

TRANSFORMING LIVES

We donate a proportion of our fees from the Alquity Asia Fund to charity partners in the region, reinforcing our belief that social progress should also lead to financial success.

DONATIONS GENERATED BY THE ASIA FUND:	\$514,225
LIVES TRANSFORMED DIRECTLY:	1,954
LIVES TRANSFORMED INDIRECTLY:	6,162

Total Lives Transformed by Alquity



Total Donations generated by Alquity



Data correct at 30 Sep 22

Source: Alquity Transforming Lives Foundation

FUND FACTS

Fund :	Alquity Asia Fund
Share Class :	I Class
Inception Date :	12/11/2019
Fund AUM :	US\$ 27.6m
Number of Holdings :	53
Fund Structure :	UCITS V SICAV
Domicile :	Luxembourg
Liquidity :	Daily
Fund Manager :	Mike Sell
Morningstar Rating :	No Rating
Morningstar Sustainability Rating :	★★★★★
Minimum Investment :	£5,000,000
Annual Management Fee :	0.80%
Performance Fee :	None
ISIN :	LU1049767517
SEDOL :	BK6YNF1
Bloomberg Ticker :	ALQASGI

FUND OBJECTIVE

The Alquity Asia Fund is equity focused and targets attractive risk-adjusted returns over the long-term by investing in public companies across the Asian continent (ex. Japan). Our portfolio emphasises long-term themes, transparency and alignment of management. This is achieved by a fundamental process which incorporates both financial valuation and Environmental, Social and Governance analysis of material non-financial factors.

CONTACT US

Alquity Investment Management Limited
9 Kingsway, London, WC2B 6XF, UK
Tel: +44 (0)207 5577 850

Find us online:

alquity.com



For more information about the Alquity Transforming Lives Foundation please visit www.alquityfoundation.org

This document has been issued and approved by Alquity Investment Management Limited which is authorised and regulated by the Financial Conduct Authority. This document is a marketing communication and is intended solely for distribution to investment professionals as defined in Article 19 of the Financial Services and Markets Act 2000 (Financial Promotion Order) 2005. If you are an individual who would like more information about Alquity's Funds, please go to www.alquity.com.

The Alquity Africa Fund, the Alquity Asia Fund, the Alquity Future World Fund, the Alquity Indian Subcontinent Fund and the Alquity Global Impact Fund are all sub-funds of the Alquity SICAV ("the Fund") which is a UCITS Fund and is a recognised collective investment scheme for the purposes of the Financial Services and Markets Act 2000 of the United Kingdom (the "FSMA"). This does not mean the product is suitable for all investors and as the Fund is invested in emerging market equities, investors may not get back the full amount invested.

This document has been provided for information purposes only and does not constitute an offer or solicitation to purchase or sell interests in the Fund. The information contained in this document shall not under any circumstances be construed as an offering of securities in any jurisdiction where such an offer or invitation is unlawful. The Fund is currently registered for sale in a limited number of countries and the Prospectus should be referred to before promoting a share class of a sub-fund as promotion of the Fund where it is not registered may constitute a criminal offence. The current prospectus and simplified prospectus are available free of charge from Alquity Investment Management Limited, 9 Kingsway, London, WC2B 6XF or by going to www.alquity.com.

SWISS INVESTORS:

The Prospectus, the Articles of Association, the KIIDs, as well as the annual and semi annual report of the Fund is only available to Qualified Investors free of charge from Alquity Investment Management Limited. Funds other than the Luxembourg domiciled Alquity SICAV mentioned in this document may not be admitted for distribution in Switzerland.

This document is issued and distributed by Alquity Spouting Rock JV, LLC in Canada Only.

Past performance is not necessarily indicative of future performance. There can be no assurance that any investment will achieve its objectives or avoid substantial losses.