

ALQUITY ASIA FUND:
FACTSHEET AS AT:
NAV:

GBP I
MAY 2025
105.67



Those NAV prices displayed with duplicated ISINs, in currencies other than the base currency of USD, are reflected only on an unofficial and indicative basis. The aforementioned NAVs are for guidance only and we can give no assurances of its accuracy. The official NAV for those ISINs is in USD.

MONTHLY SUMMARY

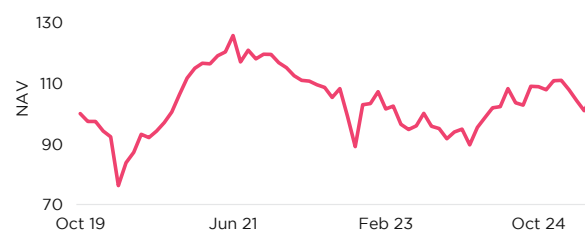
- Asian markets continued to gain in May, supported by our diversified, multi-cap strategy focused on domestic structural growth.
- Central banks in China, Indonesia, and Korea cut rates by 10bp, 25bp, and 25bp, respectively.
- Q1 GDP growth was strong across the region: Indonesia at 4.9%, Philippines at 5.4%, and India at a better-than-expected 7.4%.

PERFORMANCE OVERVIEW

MONTHLY PERFORMANCE SUMMARY*:

	2021	2022	2023	2024	2025
JAN	2.9%	-1.4%	3.8%	-5.4%	0.1%
FEB	1.4%	-2.3%	-5.3%	6.4%	-2.8%
MAR	-0.2%	-1.4%	0.9%	3.4%	-3.3%
APR	2.3%	-0.2%	-5.8%	3.2%	-3.2%
MAY	1.0%	-1.1%	-1.8%	0.4%	4.7%
JUN	4.5%	-0.8%	1.3%	5.8%	
JUL	-6.9%	-3.0%	4.3%	-4.3%	
AUG	3.3%	2.8%	-4.2%	-0.7%	
SEP	-2.3%	-8.5%	-0.8%	6.0%	
OCT	1.3%	-10.0%	-3.5%	-0.1%	
NOV	0.0%	15.5%	2.4%	-0.9%	
DEC	-2.3%	0.3%	1.0%	2.8%	
ANNUAL	4.6%	-11.6%	-8.2%	16.9%	-4.7%

NAV SUMMARY:



PERFORMANCE SUMMARY:

1 Month:	4.7%	1 Year:	3.3%
3 Months:	-2.0%	3 Years:	-3.5%
6 Months:	-2.0%	Inception:	5.7%
Year to Date:	-4.7%	Annualised:	1.0%

VOLATILITY

1Y 12.7%
3Y** 16.7%

**Where the share class has not been running for 3 years, the volatility figure displayed is since the inception of the share class

Source: Alquity as of 31.05.2025

*The fund has been in operation since 12/11/2019, and performance data is available

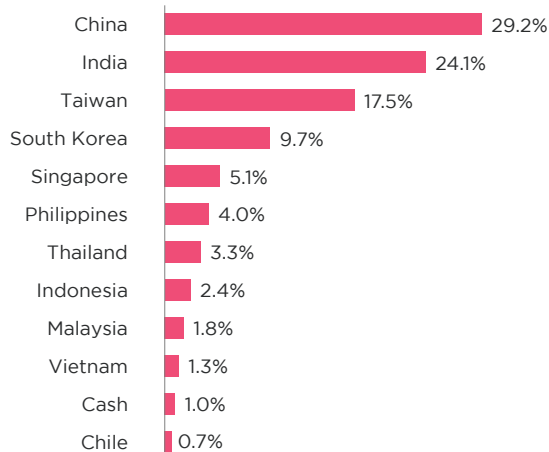
TURNOVER***

13.5%

***Average turnover of holdings (annualised) since the fund's inception

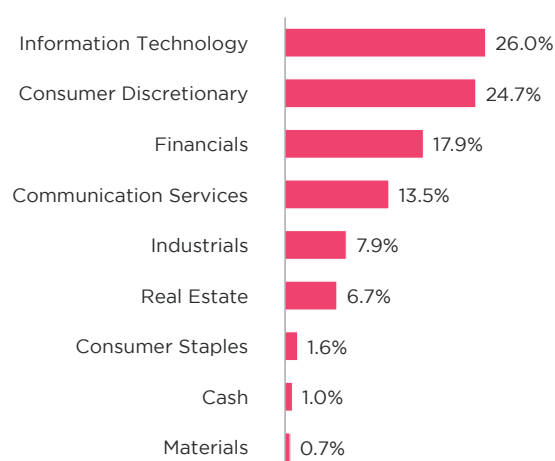
Source: Alquity as of 31.05.2025

GEOGRAPHIC ALLOCATION



Source: Alquity as of 31.05.2025

SECTOR ALLOCATION



Source: Alquity as of 31.05.2025

MONTHLY UPDATE

Asian Markets registered further gains in May. Our strategy of diversification (with a multi-cap approach plus significant differentiation vs ETFs) and a focus on predominantly domestic, structural growth beneficiaries remains unchanged.

China, Indonesia and Korea cut rates by 10bp, 25bp and 25bp respectively.

Q1 GDP growth for Indonesia and the Philippines was reported at 4.9% and 5.4% year on year, respectively.

Indian Q1 GDP growth of 7.4% (year on year) significantly exceeded consensus expectations (6.8%). Furthermore, this is before the impact of interest rate and tax cuts have filtered through into the real economy.

Source: Alquity as of 31.05.2025

TOP 10 HOLDINGS

1. TSMC	9.8%
2. Tencent Holdings	8.7%
3. SK Hynix	3.9%
4. Lemon Tree Hotels	3.2%
5. Mediatek	3.0%
6. Delta Electronics	2.7%
7. Sea Ltd	2.5%
8. HKEX	2.3%
9. Meituan Class B	2.2%
10. HDFC Bank	2.2%
TOTAL	40.5%

Source: Alquity as of 31.05.2025

PERFORMANCE CONTRIBUTORS AND DETRACTORS

Asian Markets registered further gains in May.

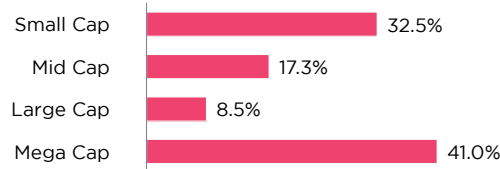
The Information Technology sector significantly outperformed during the month, followed by the Industrials sector.

At a country level, notable positive contributions to performance came from Singapore (SEA & Karooooo), India (Ixigo) and Korea (Technology Hardware).

This was only partly offset from poor performance from the Philippines and Thailand.

Source: Alquity as of 31.05.2025

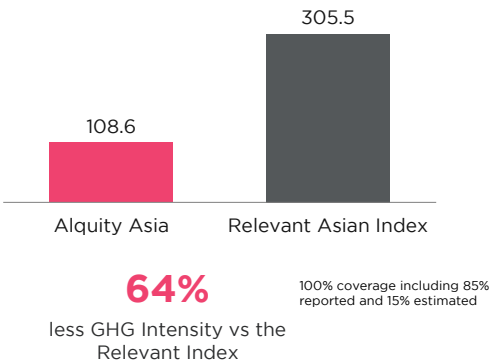
CAPITALISATION



Source: Alquity as of 31.05.2025

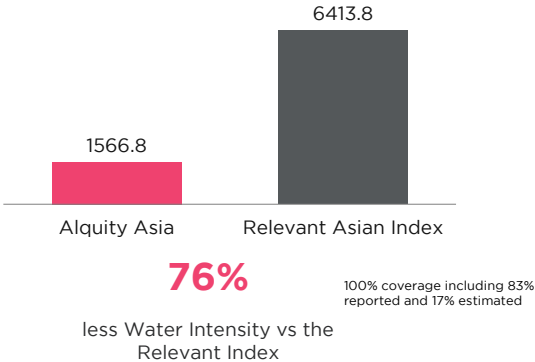
Small Cap (less than \$10bn), Mid Cap (\$10bn to \$25bn), Large Cap (\$25bn to \$50bn), Mega Cap (\$50bn and above)

SCOPE 1 & 2 GHG INTENSITY (TONNES/\$MN)



Source: Alquity, as of 31st December 2024

WATER INTENSITY (TONNES/\$MN)

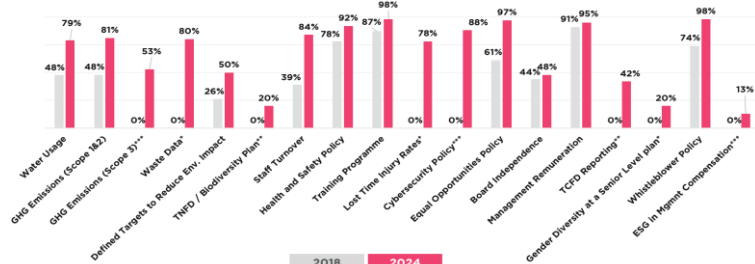


Source: Alquity, as of 31st December 2024

ESG: KEY PROGRESS INDICATORS

For all portfolio holdings, we track a set of Key Progress Indicators "KPIs" that represent a general set of transparency and ESG standards we want all firms to meet over time. In each case, the assessment has a financial motivation and an associated positive potential impact in line with the principles of the UN Global Compact. The chart summarises the where we stand in relation to the KPIs for all the portfolio holdings. These KPIs support our engagement activity with our holdings. Please contact us or refer to our Responsible Investment brochure for full details.

Holdings of the Fund disclosing each KPI (% of companies)¹



¹Source: Alquity, as of 31/12/2024. *KPIs launched in 2019. **KPIs introduced in 2020 & *** in 2024

TRANSFORMING LIVES

We donate a proportion of our fees from the Alquity Asia Fund to charity partners in the region, reinforcing our belief that social progress should also lead to financial success.

DONATIONS GENERATED BY THE ASIA FUND:	\$554,620
LIVES TRANSFORMED DIRECTLY:	1,954
LIVES TRANSFORMED INDIRECTLY:	6,162

Total Lives Transformed by Alquity

66,000+ LIVES

Total Donations generated by Alquity

\$2,780,000

Data correct at 31 Dec 24

Source: Alquity Transforming Lives Foundation

For more information about the Alquity Transforming Lives Foundation please visit www.alquityfoundation.org

This document has been issued and approved by Alquity Investment Management Limited which is authorised and regulated by the Financial Conduct Authority. This document is a marketing communication and is intended solely for distribution to investment professionals as defined in Article 19 of the Financial Services and Markets Act 2000 (Financial Promotion Order) 2005. If you are an individual who would like more information about Alquity's Funds, please go to www.alquity.com.

The Alquity Asia Fund, the Alquity Future World Fund, the Alquity Indian Subcontinent Fund and the Alquity Global Impact Fund are all sub-funds of the Alquity SICAV ("the Fund") which is a UCITS Fund and is a recognised collective investment scheme for the purposes of the Financial Services and Markets Act 2000 of the United Kingdom (the "FSMA"). This does not mean the product is suitable for all investors and as the Fund is invested in emerging market equities, investors may not get back the full amount invested.

This document has been provided for information purposes only and does not constitute an offer or solicitation to purchase or sell interests in the Fund. The information contained in this document shall not under any circumstances be construed as an offering of securities in any jurisdiction where such an offer or invitation is unlawful. The Fund is currently registered for sale in a limited number of countries and the Prospectus should be referred to before promoting a share class of a sub-fund as promotion of the Fund where it is not registered may constitute a criminal offence. The current prospectus and simplified prospectus are available free of charge from Alquity Investment Management Limited, Audrey House, 16-20 Ely Place, London, EC1N 6SN or by going to www.alquity.com.

SWISS INVESTORS:

The Prospectus, the Articles of Association, the KIIDs, as well as the annual and semi annual report of the Fund is only available to Qualified Investors free of charge from Alquity Investment Management Limited. Funds other than the Luxembourg domiciled Alquity SICAV mentioned in this document may not be admitted for distribution in Switzerland.

CANADIAN INVESTORS:

Alquity has engaged with Stikeman Elliott LLP as their legal representation and is relying on the International Dealer Exemption in the provinces of Quebec and Ontario. With respect to statutory rights of action along with connected and related issuer information please refer to our Canadian Wrapper and Prospectus. This material is for distribution to Professional Clients only and does not constitute any recommendation or opinion regarding the appropriateness or suitability of an investment for any prospective investor.

FUND FACTS

Fund :	Alquity Asia Fund
Share Class :	I Class
Inception Date :	12/11/2019
Number of Holdings :	61
Fund Structure :	UCITS V SICAV
Domicile :	Luxembourg
Liquidity :	Daily
Fund Manager :	Mike Sell
Minimum Investment :	£5,000,000
Annual Management Fee :	0.80%
Performance Fee :	None
ISIN :	LU1049767517
SEDOL :	BK6YNF1
Bloomberg Ticker :	ALQASGI

FUND OBJECTIVE

The Alquity Asia Fund is equity focused and targets attractive risk-adjusted returns over the long-term by investing in public companies across the Asian continent (ex. Japan). Our portfolio emphasises long-term themes, transparency and alignment of management. This is achieved by a fundamental process which incorporates both financial valuation and Environmental, Social and Governance analysis of material non-financial factors.

CONTACT US

Alquity Investment Management Limited
Audrey House, 16-20 Ely Place, London, EC1N 6SN

Find us online:
alquity.com