

ALQUITY ASIA FUND:
FACTSHEET AS AT:
NAV:

EUR B
JANUARY 2023
90.32



MONTHLY SUMMARY

Those NAV prices displayed with duplicated ISINs, in currencies other than the base currency of USD, are reflected only on an unofficial and indicative basis. The aforementioned NAVs are for guidance only and we can give no assurances of its accuracy. The official NAV for those ISINs is in USD.

- Markets rallied in January, with the relevant Asian benchmark rising by 8.2% in net USD terms.
- In China, mobility data from the Lunar New Year holiday suggest that travel around the country has recovered rapidly.
- India's FY24 budget struck a balance between maintaining a commitment to fiscal consolidation, whilst still providing support to the economy.

PERFORMANCE OVERVIEW

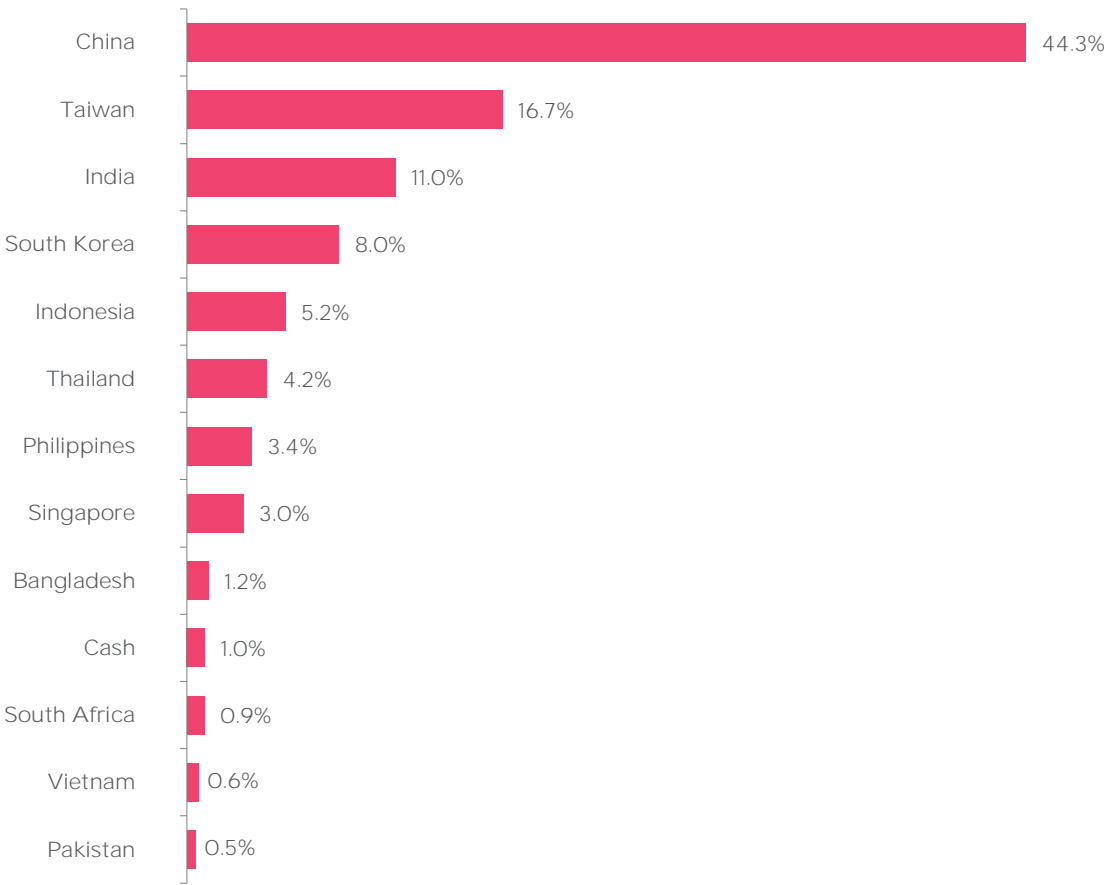
	2019	2020	2021	2022	2023
JAN	3.8%	-2.7%	3.1%	-1.3%	4.2%
FEB	2.8%	-4.5%	2.7%	-2.4%	
MAR	10.3%	-20.0%	1.9%	-2.5%	
APR	-3.1%	11.8%	-0.3%	0.2%	
MAY	-3.3%	0.2%	1.4%	-2.4%	
JUN	-1.5%	5.3%	4.3%	-2.2%	
JUL	-0.1%	-0.5%	-5.5%	-0.5%	
AUG	-3.2%	3.0%	2.5%	-0.5%	
SEP	3.3%	1.2%	-2.1%	-10.1%	
OCT	3.5%	4.1%	2.7%	-8.2%	
NOV	-1.1%	6.1%	-1.4%	14.4%	
DEC	0.4%	4.9%	-0.2%	-2.4%	
ANNUAL	11.5%	5.5%	9.0%	-18.0%	4.2%



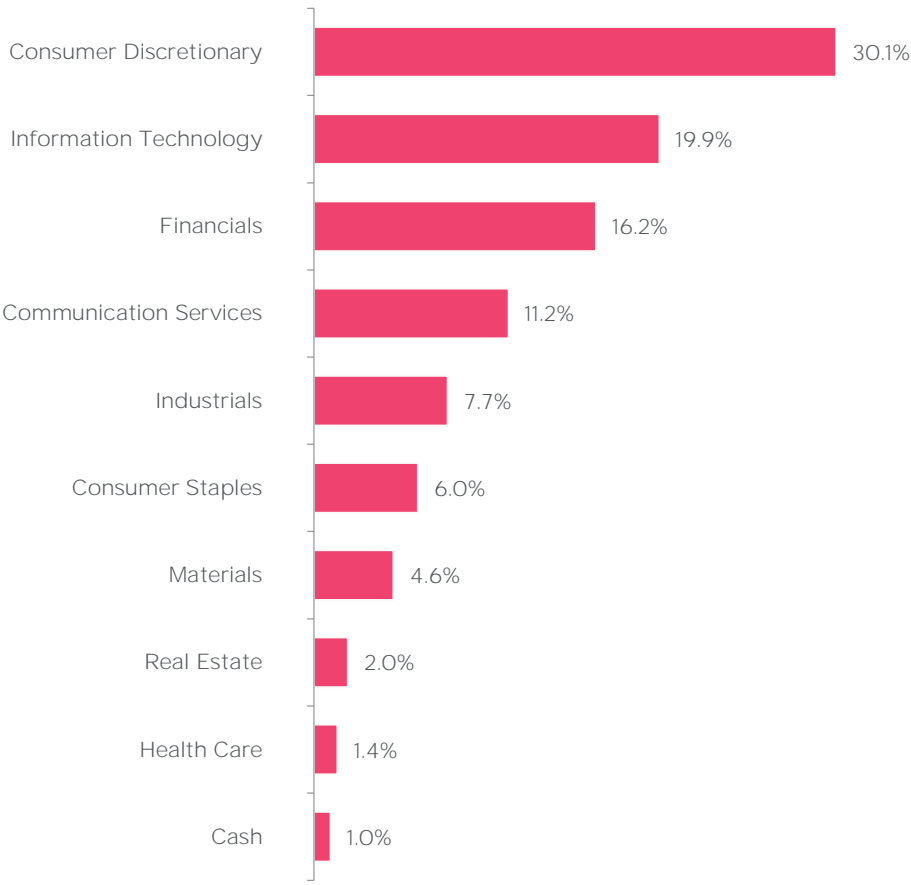
PERFORMANCE SUMMARY:			
1 Month:	4.2%	1 Year:	-13.4%
3 Months:	16.4%	3 Years:	0.9%
6 Months:	-4.4%	Inception:	30.0%
Year to Date:	4.2%	Annualised:	3.0%

TURNOVER**	16.1%	**Average turnover of holdings (annualised) since the fund's inception
**Turnover as of 31st January 2023		

GEOGRAPHIC ALLOCATION



SECTOR ALLOCATION



*For the purposes of reporting, the unrealised capital gains have been removed from the portfolio characteristics calculations, however remain part of the Net Asset Value calculation

MONTHLY UPDATE

Markets rallied in January, with the relevant Asian benchmark rising by 8.2% in net USD terms, as sentiment was lifted by the rebound in the Chinese economy following the ending of the zero covid policy late last year.

In China, mobility data from the Lunar New Year holiday suggest that travel around the country has recovered rapidly, while Chinese tourists are beginning to travel internationally again. The official PMIs also rebounded sharply, particularly the non-manufacturing PMI which jumped to a seven-month high. We added further to Chinese positions, including Full Truck Alliance, Tencent and Pacific Basin Shipping, given the nascent recovery.

India's FY24 budget struck a balance between maintaining a commitment to fiscal consolidation, whilst still providing support to the economy. The fiscal deficit is expected to fall to 5.9% of GDP next fiscal year, while the capex budget will be increased by 33%. We remain constructive on the domestic growth story in India, but decided to exit Infosys in January, due to its exposure to DM where growth is slowing.

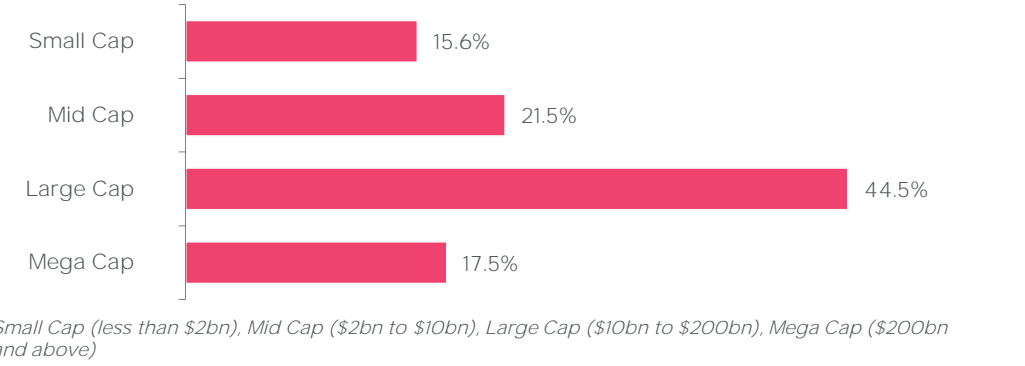
Elsewhere, Pakistan's currency depreciated sharply as officials look to appease the IMF, which demands a flexible exchange rate ahead of discussions to revive the stalled loan programme.

During the month, we also added to SEA and Mediatek, given the favourable risk reward tradeoff.

TOP 10 HOLDINGS

1.	TSMC	9.3%
2.	Tencent Holdings	8.2%
3.	AIA Group	3.9%
4.	Meituan Dianping	3.7%
5.	JD.com	3.2%
6.	HK Exchanges & Clear	3.0%
7.	Uni-President China	2.7%
8.	ICICI Bank	2.2%
9.	SM Investments Corporation	2.2%
10.	SK Hynix	2.2%
	TOTAL	40.7%

CAPITALISATION



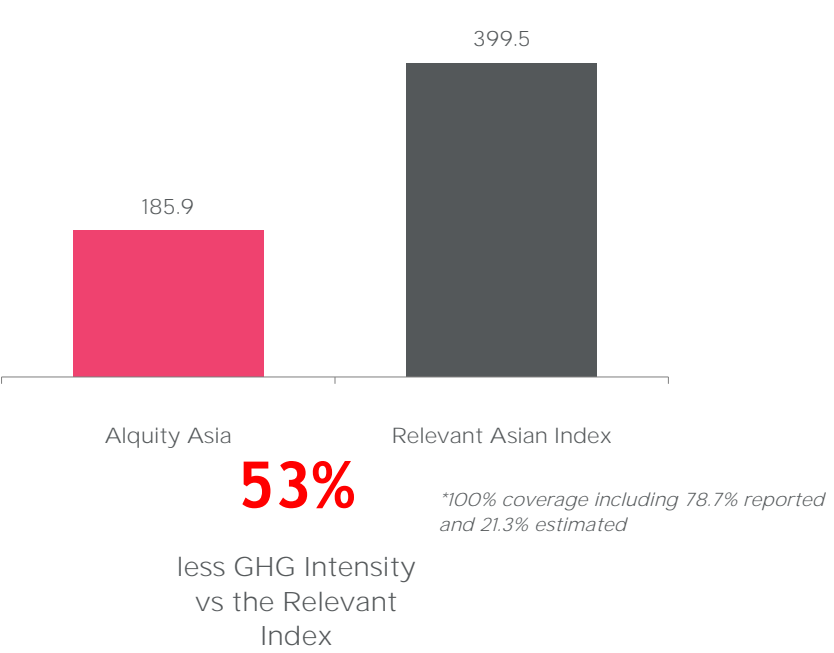
PERFORMANCE CONTRIBUTORS AND DETRACTORS

In January, Alquity Asia Y class rose 6.17% in US Dollar terms (net) versus the 8.21% rise in the relevant EM index.

The Fund suffered from currency weakness in Pakistan, the underweight position in Korea and the overweight position in Indonesia (after a stellar 2022). Stock selection was negative in India (Dixons Technologies) and most significantly China – partly reversing the very strong gains from Chinese stock selection in December. Furthermore, we do not own Alibaba for ESG reasons, but the stock was a significant outperformer versus both the Chinese index and the Chinese Tech sector.

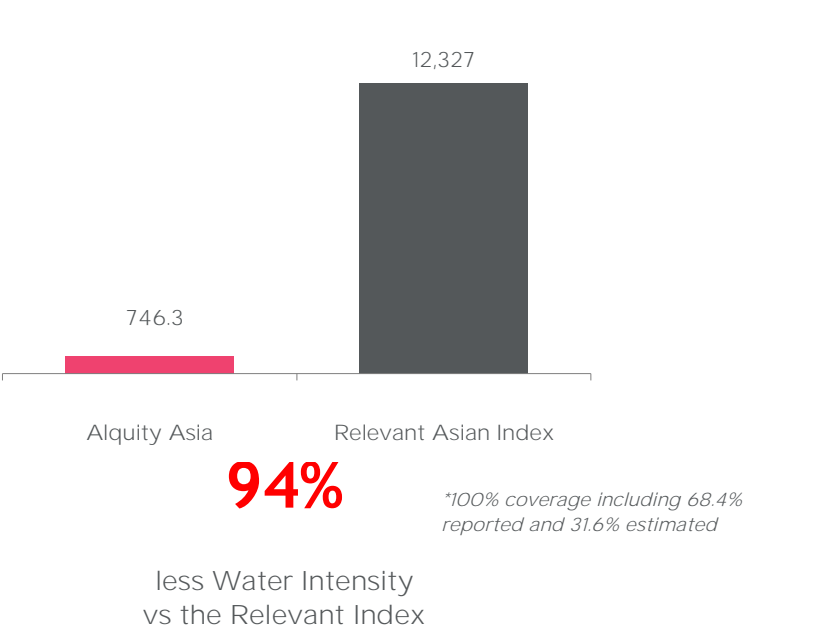
This was partly offset by positive stock selection in South Korea, Taiwan, & Singapore (SEA).

SCOPE 1 & 2 GHG INTENSITY (TONNES/\$MN)



Source: Alquity, as of 30th December 2022

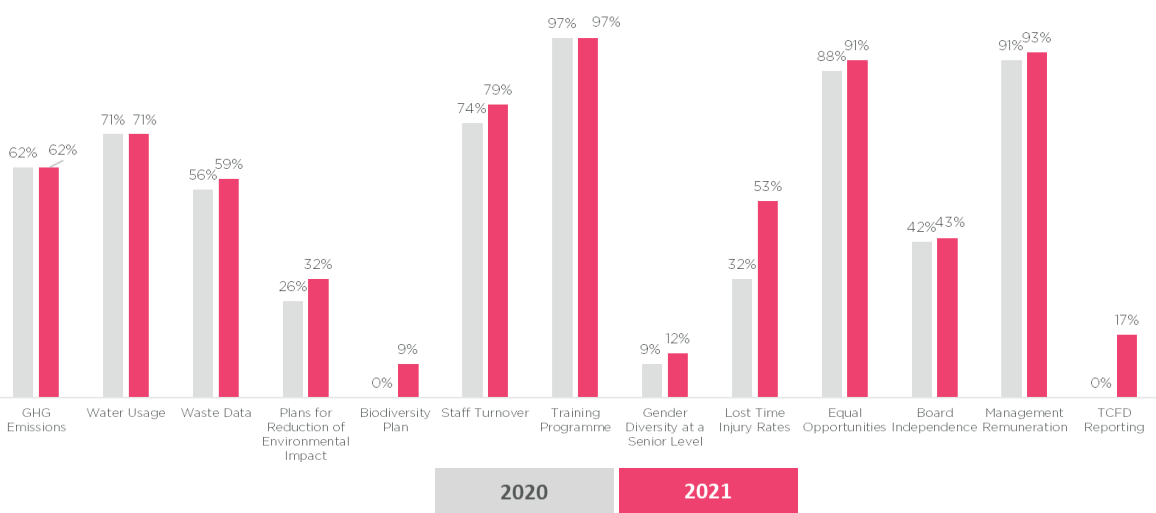
WATER INTENSITY (TONNES/\$MN)



ESG: KEY PROGRESS INDICATORS

For all portfolio holdings, we track a set of Key Progress Indicators “KPIs” that represent a general set of transparency and ESG standards we want all firms to meet over time. In each case, the assessment has a financial motivation and an associated positive potential impact in line with the principles of the UN Global Compact. The chart summarises the where we stand in relation to the KPIs for all the portfolio holdings. These KPIs support our engagement activity with our holdings. Please contact us or refer to our Responsible Investment brochure for full details.

Holdings meeting each KPI standard - % of companies ¹



¹Source: Alquity. Portfolio overview as of 31/12/2021. Holdings owned at both 31/12/2020 and 31/12/2021

TRANSFORMING LIVES

We donate a proportion of our fees from the Alquity Asia Fund to charity partners in the region, reinforcing our belief that social progress should also lead to financial success.

DONATIONS GENERATED BY THE ASIA FUND:	\$540,417
LIVES TRANSFORMED DIRECTLY:	1,954
LIVES TRANSFORMED INDIRECTLY:	6,162

Total Lives Transformed by Alquity



Total Donations generated by Alquity



Data correct at 30 Dec 22

Source: Alquity Transforming Lives Foundation

For more information about the Alquity Transforming Lives Foundation please visit www.alquityfoundation.org

This document has been issued and approved by Alquity Investment Management Limited which is authorised and regulated by the Financial Conduct Authority. This document is a marketing communication and is intended solely for distribution to investment professionals as defined in Article 19 of the Financial Services and Markets Act 2000 (Financial Promotion Order) 2005. If you are an individual who would like more information about Alquity’s Funds, please go to www.alquity.com.

The Alquity Africa Fund, the Alquity Asia Fund, the Alquity Future World Fund, the Alquity Indian Subcontinent Fund and the Alquity Global Impact Fund are all sub-funds of the Alquity SICAV (“the Fund”) which is a UCITS Fund and is a recognised collective investment scheme for the purposes of the Financial Services and Markets Act 2000 of the United Kingdom (the “FSMA”). This does not mean the product is suitable for all investors and as the Fund is invested in emerging market equities, investors may not get back the full amount invested.

This document has been provided for information purposes only and does not constitute an offer or solicitation to purchase or sell interests in the Fund. The information contained in this document shall not under any circumstances be construed as an offering of securities in any jurisdiction where such an offer or invitation is unlawful. The Fund is currently registered for sale in a limited number of countries and the Prospectus should be referred to before promoting a share class of a sub-fund as promotion of the Fund where it is not registered may constitute a criminal offence. The current prospectus and simplified prospectus are available free of charge from Alquity Investment Management Limited, 9 Kingsway, London, WC2B 6XF or by going to www.alquity.com.

SWISS INVESTORS:
The Prospectus, the Articles of Association, the KIIDs, as well as the annual and semi annual report of the Fund is only available to Qualified Investors free of charge from Alquity Investment Management Limited. Funds other than the Luxembourg domiciled Alquity SICAV mentioned in this document may not be admitted for distribution in Switzerland.

*This document is issued and distributed by Alquity Spouting Rock JV, LLC in Canada Only.
Past performance is not necessarily indicative of future performance. There can be no assurance that any investment will achieve its objectives or avoid substantial losses.*

FUND FACTS

Fund :	Alquity Asia Fund
Share Class :	B Class
Inception Date :	30/04/2014
Fund AUM :	US\$ 38.6m
Number of Holdings :	56
Fund Structure :	UCITS V SICAV
Domicile :	Luxembourg
Liquidity :	Daily
Fund Manager :	Mike Sell
Morningstar Rating :	No Rating
Morningstar Sustainability Rating :	
Minimum Investment :	€ equivalent of \$10,000
Annual Management Fee :	1.60%
Performance Fee :	15% (with hurdle & high watermark)
ISIN :	LU1049766899
SEDOL :	BVG1P31
Bloomberg Ticker :	ALQASUB

FUND OBJECTIVE

The Alquity Asia Fund is equity focused and targets attractive risk-adjusted returns over the long-term by investing in public companies across the Asian continent (ex. Japan). Our portfolio emphasises long-term themes, transparency and alignment of management. This is achieved by a fundamental process which incorporates both financial valuation and Environmental, Social and Governance analysis of material non-financial factors.

CONTACT US

Alquity Investment Management Limited
9 Kingsway, London, WC2B 6XF, UK
Tel: +44 (0)207 5577 850

Find us online:

alquity.com

