

WHY ALQUITY ASIA? THE INVESTMENT CASE

Q4 2024

LIFE CHANGING INVESTMENTS



Principles for
Responsible
Investment

Policy, Governance and Strategy



88/100

Process - Active Fundamental



94/100

Process - Active Quantitative



91/100

Confidence Building Measures

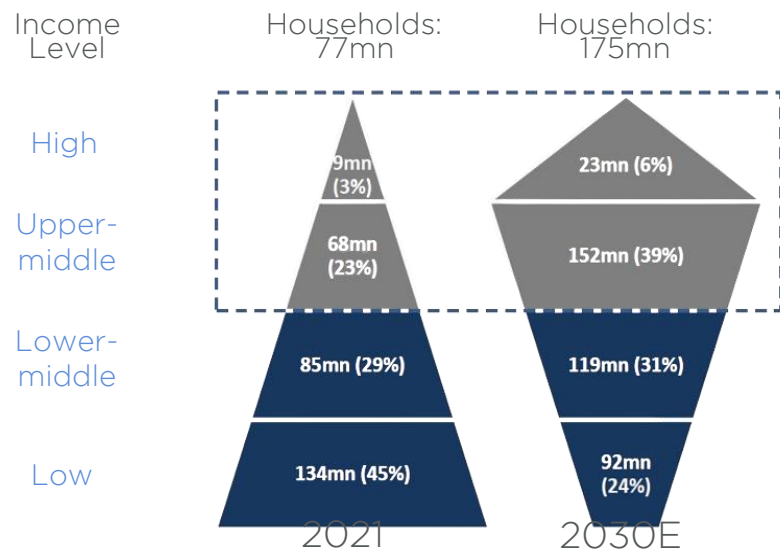


85/100



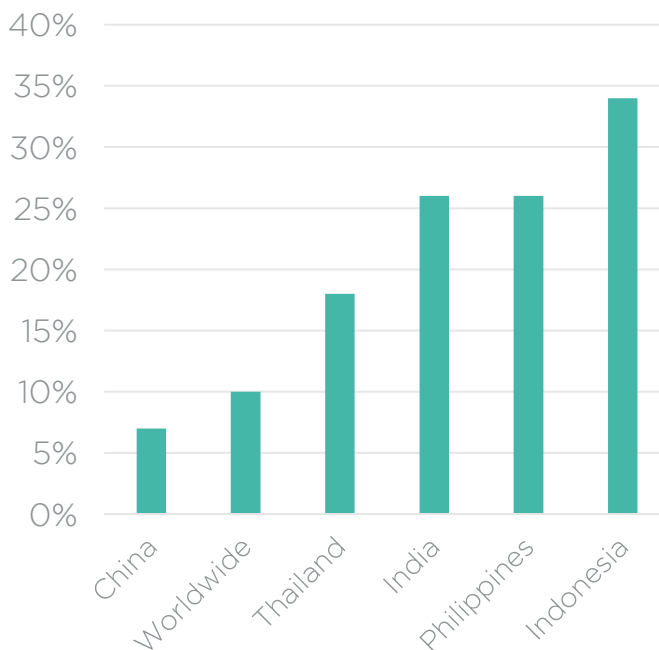
We believe Asia funds should primarily focus on beneficiaries of domestic structural growth

Demographics Matter Indian households' income level

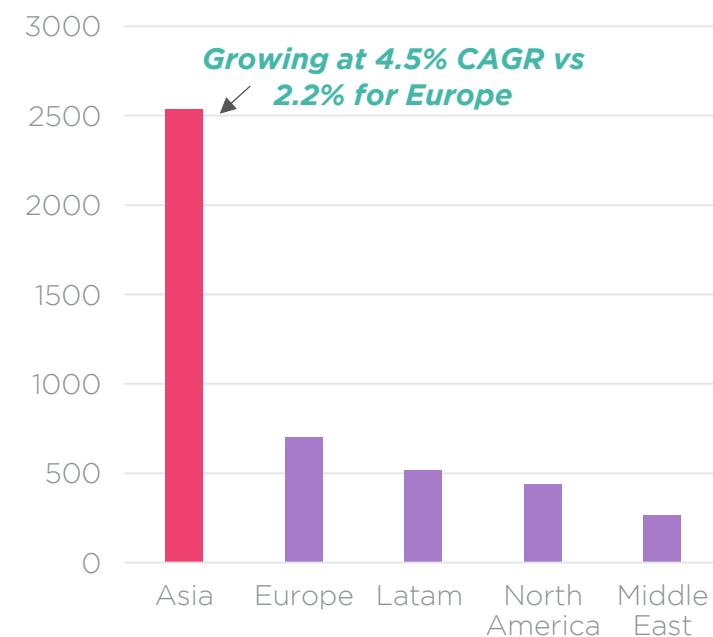


Figures in millions

E-commerce growth (2023)



Travel is a key theme Estimated passengers by 2040



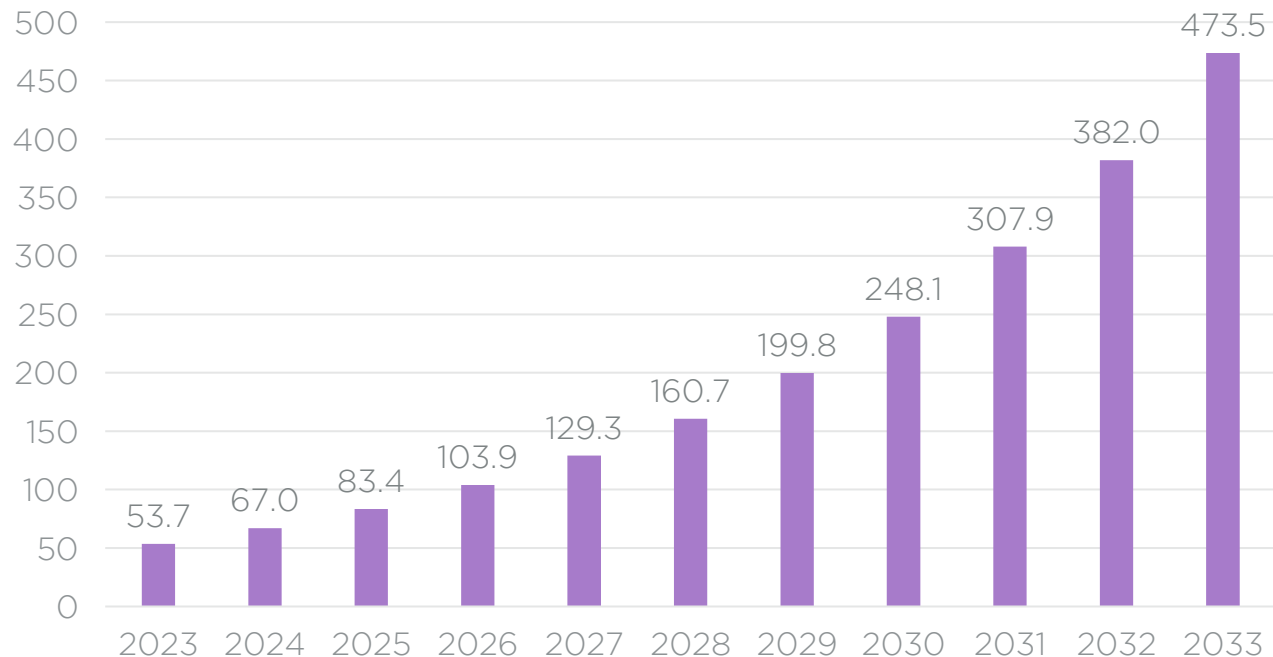
Figures in millions



...but global trends can also be powerful

AI is very meaningful for Korea and Taiwan

24% CAGR for AI hardware expected over the next decade
(market size in USD billions)

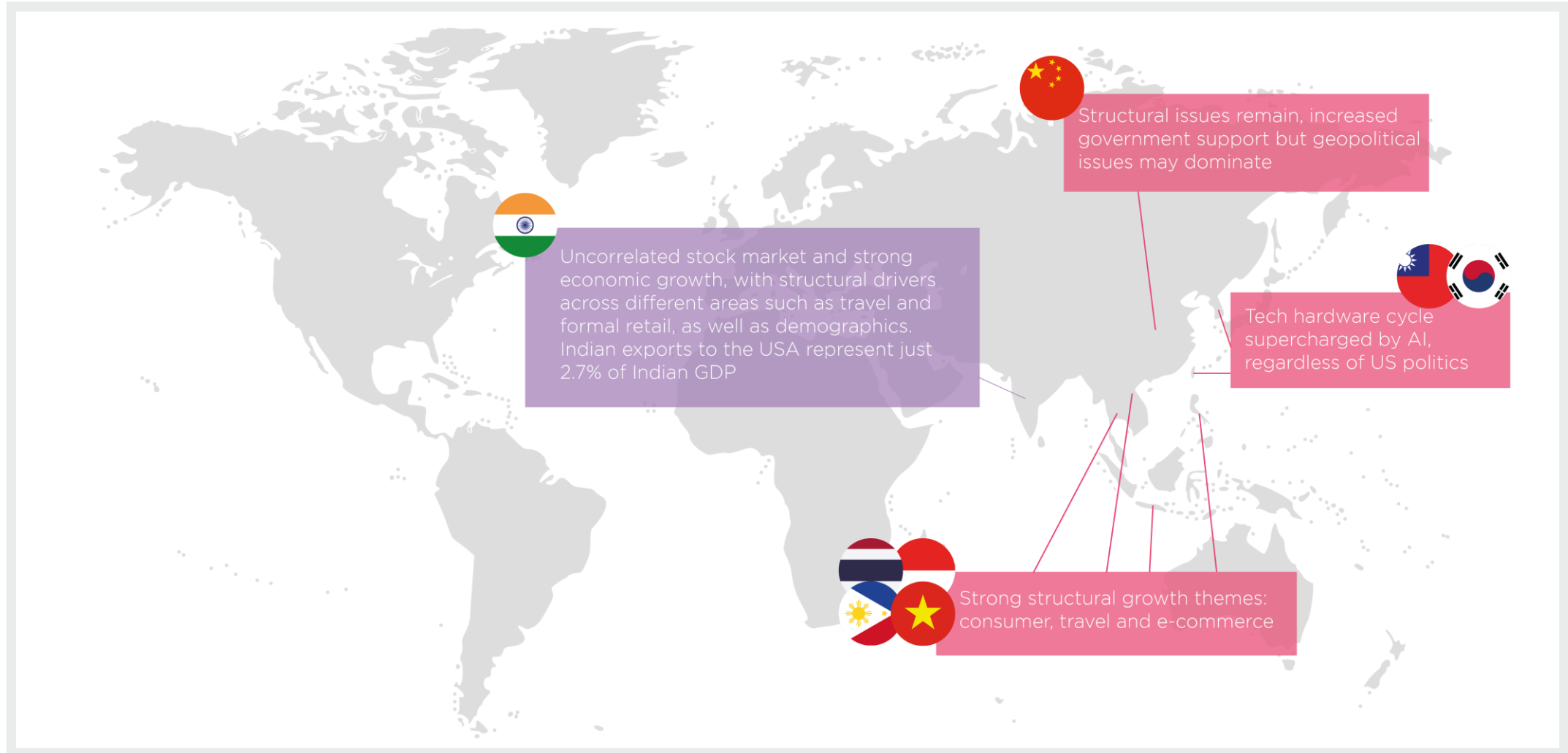


- NVIDIA frequently dominates headlines as the primary beneficiary of the AI surge...
- ...however, suppliers like **TSMC, SK Hynix and ASML** are crucial to NVIDIA's success. All are **substantial market leaders** as a result of their **sustainable competitive edge** versus peers
- **Undiscovered winners:** such as Leeno Industrial and Park Systems in Korea - testing equipment makers who supply to the major foundries and which have significant moats

Asia has never been this cheap versus Developed Markets



We expect our portfolio to thrive in the Trump Presidency




A person wearing a traditional conical hat is working in a field of large, fan-shaped plants that are red and orange in color. The plants are arranged in rows, and the person is crouching down, possibly tending to them. The background is a solid white color.

HOW WE DELIVER **ALPHA**

LIFE CHANGING INVESTMENTS



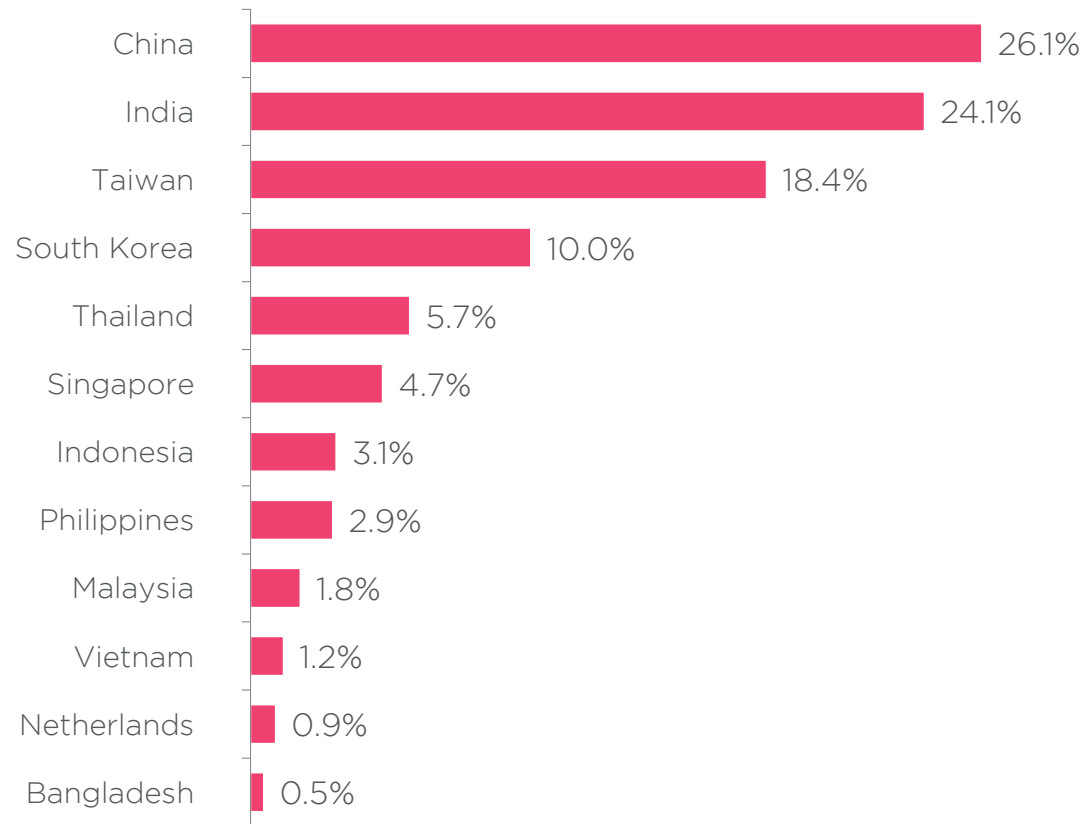
A robust and differentiated investment process



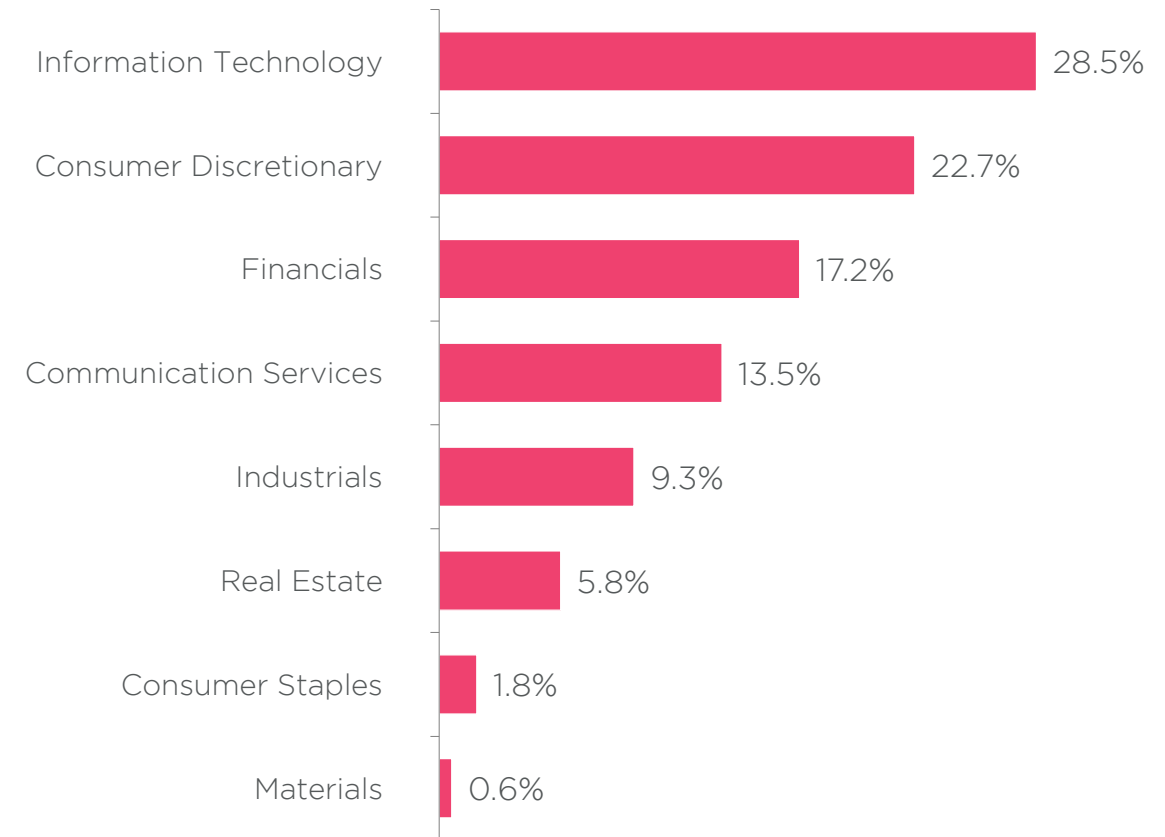
Diversified allocation focused on domestic growth

26/62 holdings are out of index

Geographical Allocation



Sector Allocation



Top 10 holdings – We do not compromise on ESG

Alquity Asia	
TSMC	10.0%
Tencent	9.1%
SK Hynix	3.6%
Lemon Tree Hotels	3.1%
MediaTek	2.8%
Delta Electronics	2.5%
Meituan Dianping	2.2%
Mahindra & Mahindra	2.1%
SEA	2.0%
Minor International	2.0%

Index	
TSMC	11.9%
Tencent	5.1%
Alibaba	2.5%
Samsung Electronics	2.5%
HDFC Bank	1.7%
Meituan Dianping	1.4%
Reliance Industries	1.3%
China Construction Bank	1.2%
AIA Group	1.2%
ICICI Bank	1.1%

Companies marked in red are a fail in Alquity's ESG rating methodology

Company example: Lemon Tree

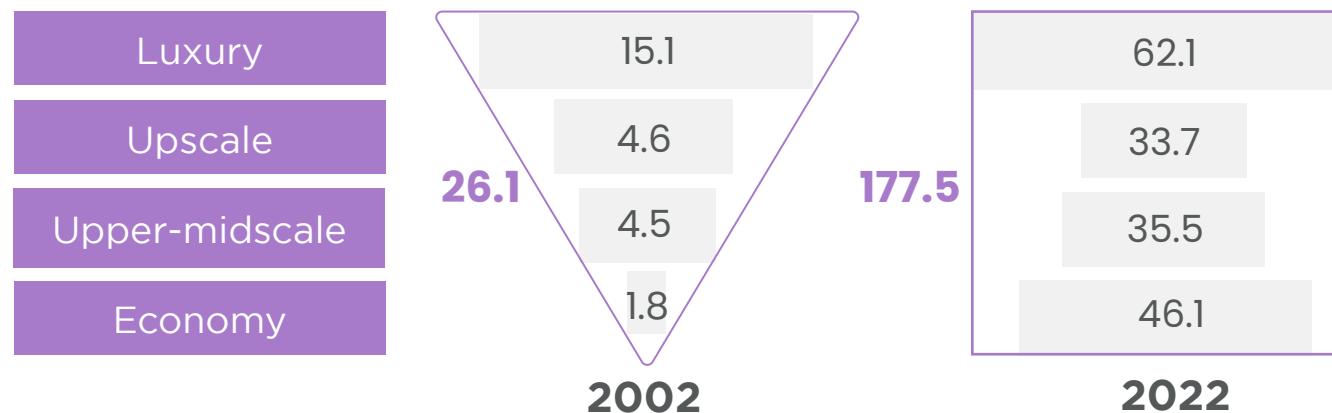


Market Cap (USD): 1.2bn
Out of index

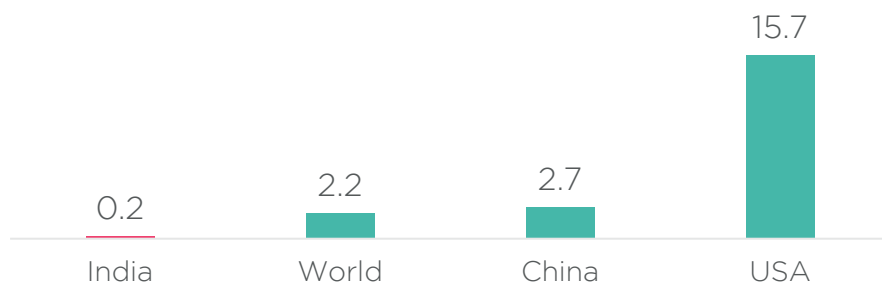
INVESTMENT CASE

- Aspirational shift towards branded hotels, and away from unorganised sector
- Secular growth in domestic travel, aided by higher disposable incomes and improving transportation. Demand growth of 9.7% to outstrip supply growth of 5.9% over the next 5 years
- Hotel supply penetration in India is very low

Number of branded rooms per segment in India (in thousands)



Hotel supply penetration (number of rooms per 1,000 people)



Midscale/economy hotel rooms increased 24x over the last 20yrs

ESG HIGHLIGHTS

- One of India's largest employers of disadvantaged people (targeting 30% of staff by 2026)
- **ESG rating: B**

VALUATION

- 128% upside in our bull case
- 48% upside in our base case
- 11% upside in our bear case

Differentiated, attractively valued multi-cap portfolio

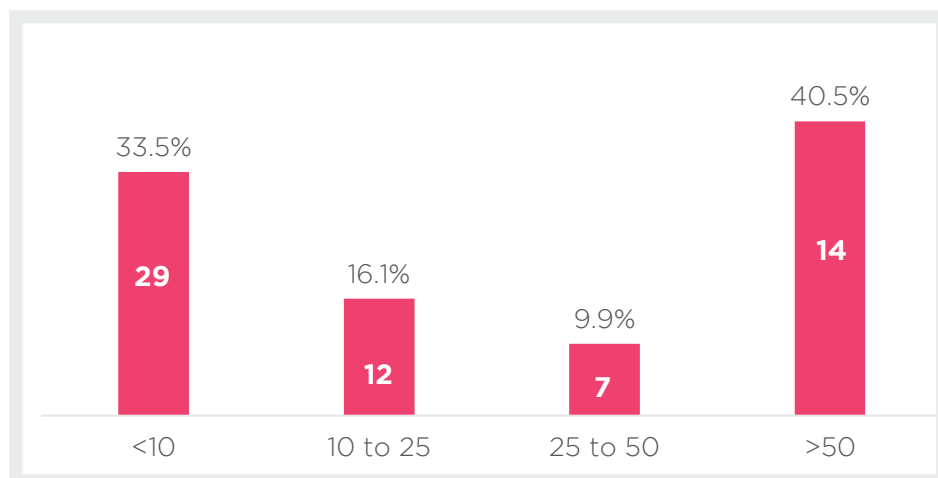
Portfolio Characteristics

Alquity Fund vs Index*

	# Holdings	Active Share	Annual Turnover	3Y Volatility
Fund	62	73.5%	13.9%	19.9%
Index	1,054	-	-	19.6%

Market Capitalisation (in \$ bn)

And number of holdings by market capitalisation



Valuation Metrics

Alquity Fund vs Index*

	Dividend Yield	2024 P/E ratio	2025 P/E ratio	2024 ROE	2025 ROE	Annual EPS growth (5yr avg)
Fund	1.8%	26.9x	22.8x	18.1%	19.4%	9.6%
Index	2.3%	31.4x	23.3x	17.2%	18.5%	6.9%

Performance (in USD)

Alquity Fund vs Index*

	1 yr	3 yr	Since 31/08/2020
Alquity Asia Fund	14.8%	-12.2%	10.1%
Asia ex Japan Index	12.0%	-4.7%	6.1%
Asia ex Japan ETF	10.5%	-7.5%	1.3%
Quartile	1st	2nd	1st

And our impact model transforms lives & provides investment insights



Makes grants and provides seed funding for social enterprises and innovative charities in the areas where Alquity invests.

Our Consumer Panels give us **unique insight into the consumption habits** and aspirations of a huge, but under-researched segment of the population.



Kieron with Phool's staff



Empowering
200 women

Shivia provides women with a 'toolkit' so that they can earn money from raising chickens and selling the produce.

This is the first opportunity they have to earn their own money. Alquity will support the first year of Shivia's Poultry Development Services in Chhattisgarh.

Lives transformed:

65,679

Donations generated:

\$2,600,000

The background of the slide features a vibrant sunset scene. The sky transitions from a deep orange at the top to a bright yellow near the horizon. Several dark silhouettes of hot air balloons are scattered across the sky. In the lower portion of the image, a misty landscape is visible, with a prominent, tiered pagoda standing out against the colorful backdrop. The overall mood is serene and aspirational.

OUR TEAM AND FIRM

LIFE CHANGING INVESTMENTS



A multidisciplined, stable, and experienced investment team



Mike Sell

Head of Global Emerging Markets

- 25+ years of experience investing in Asia
- Prior experience includes managing funds at Barings, Nevsky Capital and F&C
- Since joining Alquity in 2014, Mike has driven the development of our ESG investment process across EM



Kieron Kader

Associate Portfolio Manager

- 9+ years of experience investing in Asia
- Kieron became a part of Alquity in 2019, joining from BP - one of the largest pension funds in the UK



Dan Billis

Associate Portfolio Manager

- 6+ years of experience investing in Asia
- Dan joined Alquity in 2018 as an analyst from Invesco



Marnie Aragon-Uy

Head of Quantitative Risk

- 25+ years of experience in quantitative research
- Managed assets of \$100bn+ as Global Head of Quantitative Analytics at Abrdn
- Marnie became a part of Alquity in 2019, assisting the team in refining the risk profile and volatility of the Asian fund



Francisco Gala

Business Analyst

- 5+ years of experience in business analysis
- Francisco joined Alquity in 2020 and contributes to the team through ESG analysis and engagement activities



Vikas Kumar

Business Analyst

- Joined VAM in 2010 and assists with on the ground research in India
- Vikas also has extensive knowledge in AI/automation that we are using to enhance efficiency within the investment team




Suresh Mistry

Head of Sustainability

- Suresh was instrumental in establishing the Alquity business in 2010 and works alongside the team on Alquity's ESG development

Alquity's shareholder base



Our unique Virtuous Circle underpins our Investment Philosophy



Attractive Returns across 3 dimensions



Responsible Investments: portfolios that you can be proud to own



Transforming Lives: a hand up not a hand-out

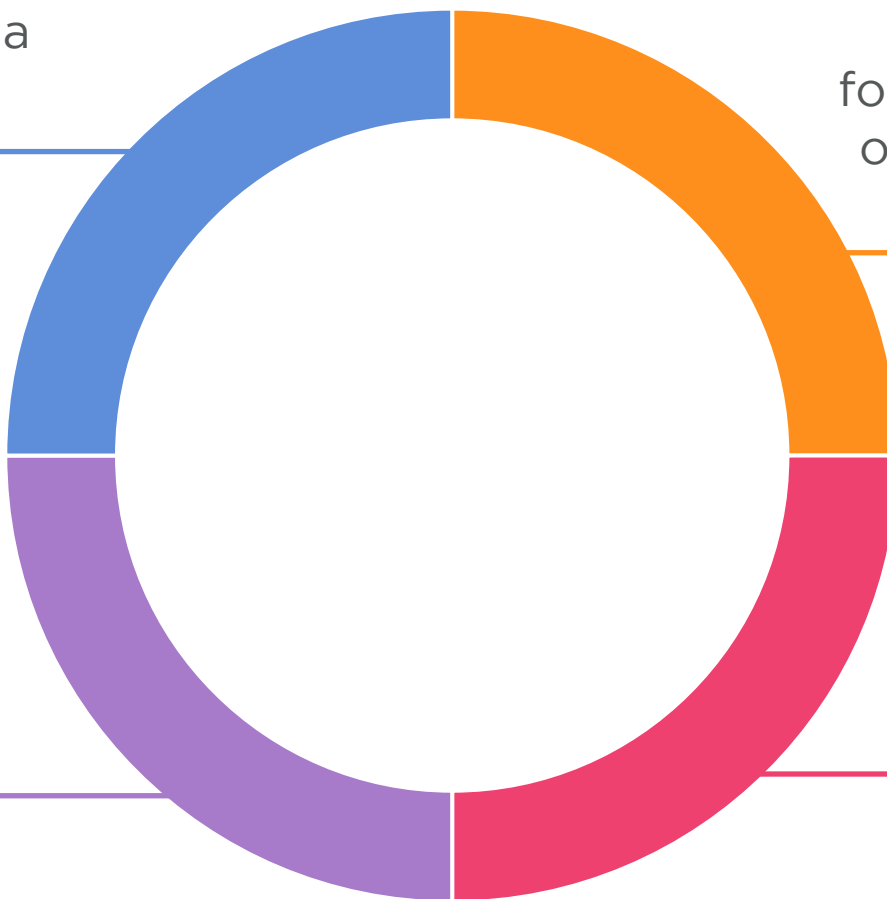
Conclusion

A highly experienced team, with in-depth knowledge and a long-term perspective

Differentiated, domestically focused growth portfolio focusing on quality companies across Asia ex Japan

Direct impact both from our portfolio and our Transforming Lives Foundation

Fully integrated ESG process

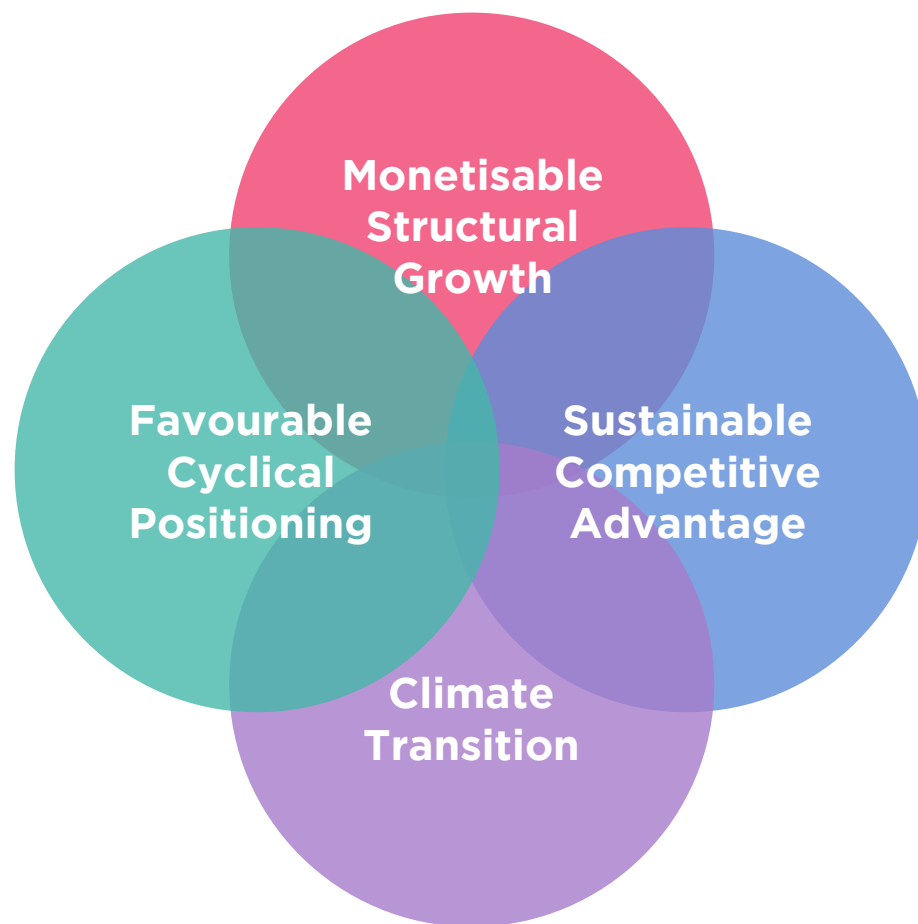


APPENDIX

LIFE CHANGING INVESTMENTS



Step I: Finding firms that are well positioned – Our core themes



Step I: ESG exclusions and Green Flags

Exclusions “Red Flags”

We exclude companies* within the following sectors:

- Tobacco
- Alcohol (including beer)
- Narcotics
- Non-renewable power utilities
- Nuclear power
- Adult entertainment
- Fur trade
- Armaments (zero tolerance for controversial weapons)
- Gambling
- Gas/oil exploration and production
- Coal mining
- Hydrogen power (unless green hydrogen)
- Fast fashion
- Palm oil (unless demonstrably sustainable)
- Commercial fishing (unless demonstrably sustainable)
- Financial institutions engaging in abusive lending practices**

ESG Positive Inclusion Criteria “Green Flags”



- ✓ Companies with a pro-active approach to engaging with investors and arrange regular open-access calls with management
- ✓ Companies that provide transparency on identity of majority shareholders
- ✓ For high-risk industries, we only select companies that publicly disclose critical practices such as Health and Safety policies
- ✓ For non-pharmaceutical companies, we only select those that ban animal testing (unless it is required by law and must be a substantial minority (<20%) of overall sales)
- ✓ For companies that use significant natural resources such as water in their operations or production processes, we only select companies that have a pro-active approach to management and disclose usage and/or conservation levels
- ✓ For high-risk industries we only select companies that publicly provide or disclose when requested GHG emissions data



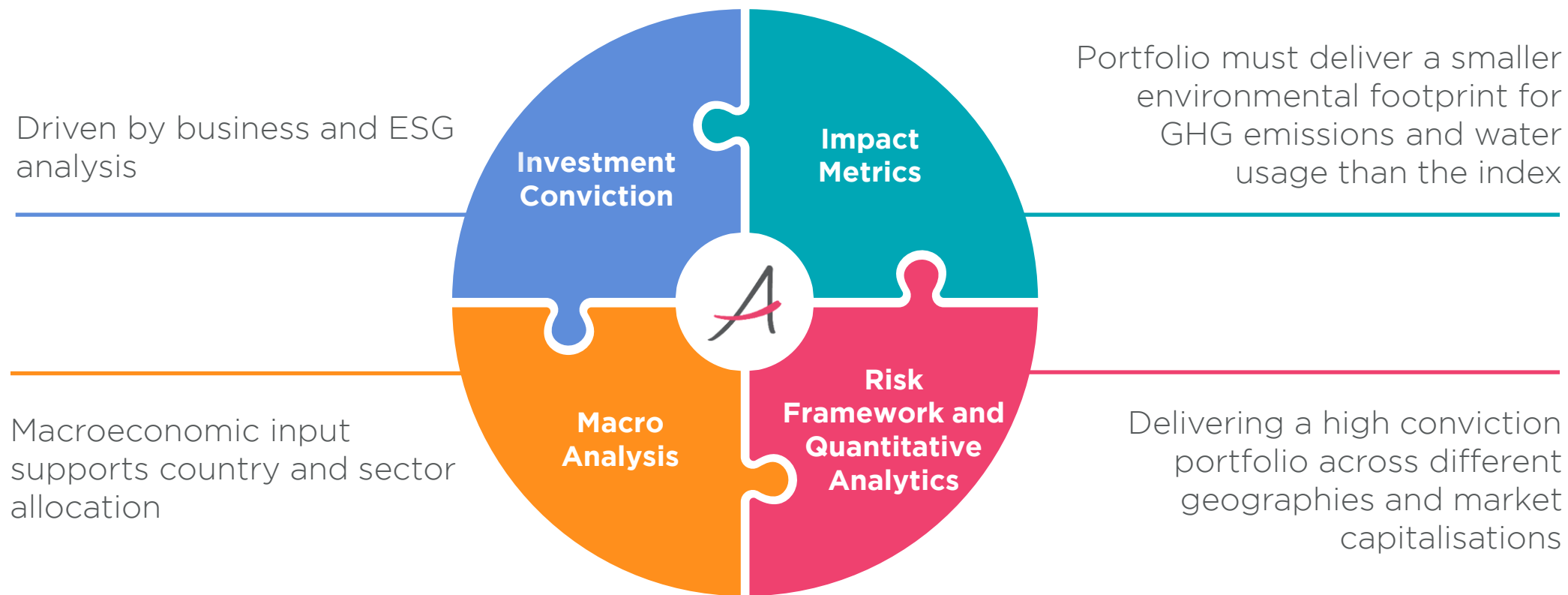
Only companies with a clean bill of health and without ongoing ESG controversies and unresolved scandals

Step II: Proprietary ESG rating methodology

- Deep fundamental financial analysis with a long-term perspective
- Market and site visits help verify our analysis and management claims through first-hand experience
- Forward-looking, qualitative ESG assessment
- DCF valuations influenced by the ESG scoring

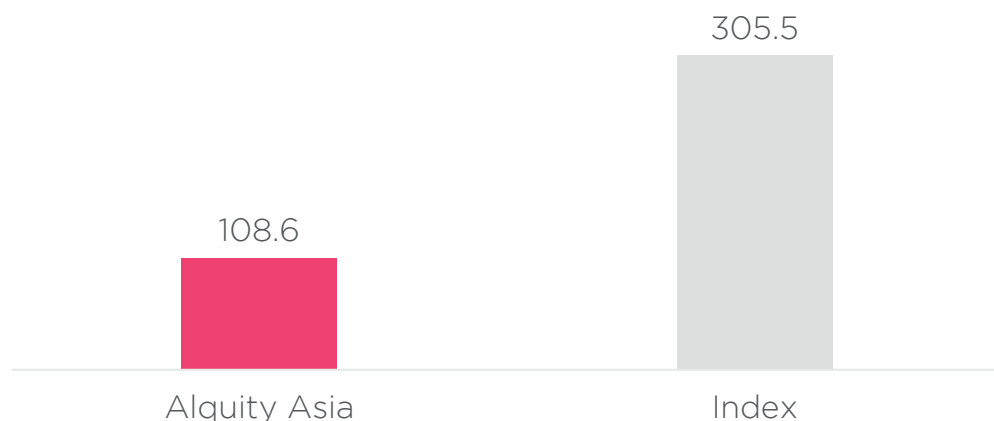
ESG Rating	Description of company achieving this rating
A	High risk industry demonstrating global best practice performance in ESG Lower risk industry demonstrating regional best practice in ESG
B	High risk industry demonstrating regional best practice in ESG Lower risk industry with satisfactory ESG performance better than regional peers; or in-line with regional peers but with a demonstrable intention to improve on material KPIs
C	High risk industry with satisfactory ESG performance, in line with regional peers, but demonstrating a meaningful commitment to improve on material KPIs Lower risk industry with satisfactory ESG performance in-line with or better than regional peers, but with no demonstrable intention to improve on material KPIs
FAIL	

Step III: Portfolio construction – Holistic, risk-managed and impact driven



Step III: Prioritising material impact outcomes across the portfolio

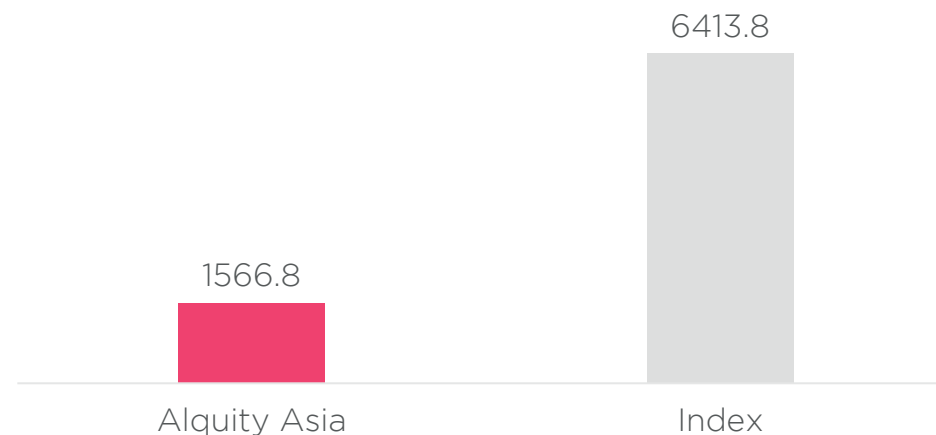
Scope 1 and 2 GHG Intensity (in tonnes/\$m)*



64%

less GHG Intensity than its index

Water Intensity (in tonnes/\$m)**



75%

less water Intensity than its index

Step III: Portfolio construction – Our risk guidelines

Construction Guidelines

Country: Maximum concentration of 65%; Typically +/- 20% vs Asia ex Japan index

Sector: Maximum concentration of 40%; Typically +/- 20% vs Asia ex Japan index

Typically 25% invested in Small Caps ($\pm 5\%$)**

Numbers of holdings: Approximately 60

Position size: 0.5% to 10%

Maximum 4% stock overweight versus Asian index

No underweight limit

All holdings over 5% do not total more than 40%

Liquidity

33% of the portfolio within 5 working days

90% of the portfolio within 90 working days

Minimum \$100m market cap

Expected Portfolio Characteristics

Portfolio turnover: 20% - 33%

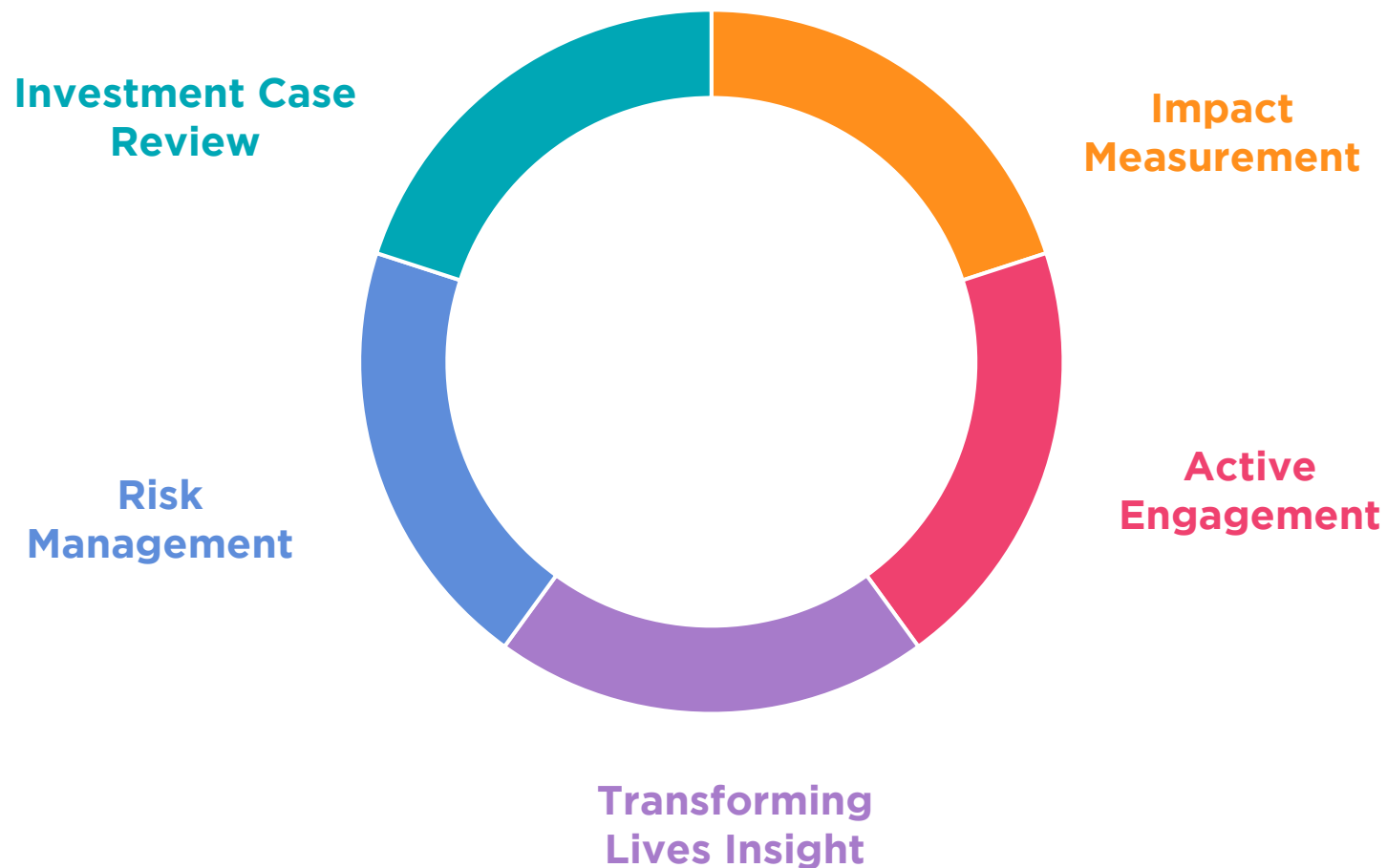
Holding period average: 3-5 year

TE vs Asia ex Japan Index: 5% to 8%

Active share: >80%

Beta: 0.9 to 1.1

Step IV: Portfolio management – Ongoing risk control and stewardship



Step IV: Portfolio management – active ownership and influence



ENVIRONMENTAL

- ✓ Emissions and/or climate impact disclosure
- ✓ Water usage and mitigation efforts disclosure
- ✓ Production of waste material disclosure
- ✓ Plan to achieve Net Zero
- ✓ Prevention of biodiversity loss actively considered in the strategic plan and/or TNFD reporting*
- ✓ Reporting in line with TCFD recommendations*



SOCIAL

- ✓ Health & Safety policy
- ✓ Equal Opportunities Policy
- ✓ Staff training policy in place
- ✓ Staff turnover data disclosure
- ✓ 'Lost Time Injury' rates available
- ✓ Gender diversity policy at senior management and board level



GOVERNANCE

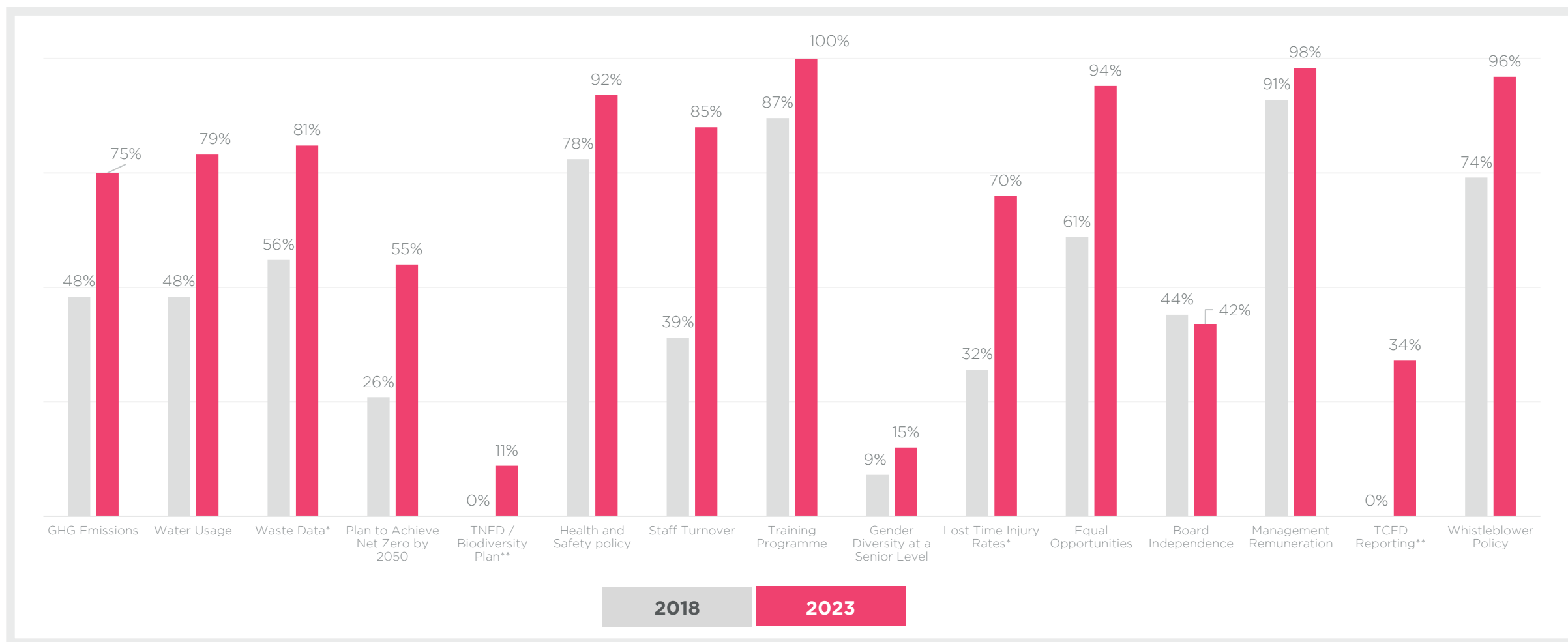
- ✓ Whistleblowing policy available to all employees
- ✓ Percentage of independent directors on the board \geq than the free-floating share percentage of the holding
- ✓ Management remuneration packages disclosure



- Voting and engagement driven by materiality and KPIs
- Impact measurement clearly defined against the SDGs

Step IV: Portfolio management - The evolution of our KPIs

Holdings of the Asia Fund meeting each KPI (% of companies)



Step IV: Portfolio management – Alquity’s ESG advocacy

We aim to engage with all our companies on a range of E, S and G issues. We engaged with 53 companies during 2024



South Korea

Engagement on
nickel supply

ROBAM 老板

China

Engaged on GHG reduction
targets and gender diversity
at a board level



Indonesia

Engagement on
gender diversity and
GHG reductions



Collaborative initiatives,
such as the ones led by
FAIRR and the Investors
Coalition for a Global
Plastics Treaty

Alquity led group engagement



India

on climate related
lending policies

MEDIATEK

Taiwan

on governance and auditor tenure

Step IV: Portfolio management – Voting in 2024

- Alquity fund managers review 100% of resolutions, in line with both ISS recommendations and our own Principles of Governance
- We voted against management on 10% of occasions
- We will vote against elections of all directors if zero board gender diversity exists
- Maximum 1% employee share grant issuance p.a., with suitable vesting and maximum 10% discount
- Maximum 9-year tenure for independent directors and maximum 6 other public, external directorships
- We will always vote for actions that support our KPIs

Examples of companies where we voted contrary to the ISS view include:

mahindra FINANCE

SINGER[®]
Bangladesh Limited



Fund details and contacts

Fund	Alquity Asia Fund
Structure	SICAV, UCITS V
Domicile	Luxembourg
SFDR Classification	Article 8
Liquidity	Daily
Fund Inception Date	28 March 2014
ISIN / Bloomberg GBP	LU1070051708 / ALQASGY
ISIN / Bloomberg EUR	LU1070051880 / ALQASEY
ISIN / Bloomberg USD	LU1070051617 / ALQASUY
Type	Institutional
Management fee	0.9% p.a.
Performance fee	None

UK AND EUROPE

Marc Rugel

+33 644 3265 04

marc.rugel@alquity.com



www.alquity.com

MIDDLE EAST AND ASIA

Suresh Mistry

+44 7973 309687

suresh.mistry@alquity.com



Alquity Investment
Management Limited

NORTH AMERICA

Renee Arnold

+1 215 350 9063

renee.arnold@alquity.com



www.alquityfoundation.org

Disclaimer

The information in this presentation (this "Presentation") is for discussion purposes only. This Presentation does not constitute an offer to sell, or a solicitation of an offer to acquire, an investment (an "Interest") in any of the funds discussed herein. This Presentation is not intended to be, nor should it be construed or used as, investment, tax or legal advice. This Presentation does not constitute any recommendation or opinion regarding the appropriateness or suitability of an Interest for any prospective investor. Capital at risk.

This material is for distribution to Professional Clients only, as defined under the Financial Conduct Authority's ("FCA") conduct of business rules, and should not be relied upon by any other persons. Issued by Alquity Investment Management Limited, which is authorised and regulated in the United Kingdom by the FCA and operates in the United States as an "exempt reporting adviser" in reliance on the exemption in Section 203(m) of the United States Investment Advisers Act of 1940.

The Alquity Asia Fund, the Alquity Future World Fund, the Alquity Indian Subcontinent Fund and the Alquity Global Impact Fund are all sub-funds of the Alquity SICAV ("the Fund") which is a UCITS Fund and is a recognised collective investment scheme for the purposes of the Financial Services and Markets Act 2000 of the United Kingdom (the "FSMA"). This does not mean the product is suitable for all investors and as the Fund is invested in emerging market equities, investors may not get back the full amount invested.

This Document is qualified in its entirety by the information contained in the Fund's prospectus and other operative documents (collectively, the "Offering Documents"). Any offer or solicitation may be made only by the delivery of the Offering Documents. Before making an investment decision with respect to the Fund, prospective investors are advised to read the Offering Documents carefully, which contains important information, including a description of the Fund's risks, conflicts of interest, investment programme, fees, expenses, redemption/withdrawal limitations, standard of care and exculpation, etc. Prospective investors should also consult with their tax and financial advisors as well as legal counsel. This Document does not take into account the particular investment objectives, restrictions, or financial, legal or tax situation of any specific prospective investor, and an investment in the Fund may not be suitable for many prospective investors.

An investment in the Fund is speculative and involves a high degree of risk. Performance may vary substantially from year to year and even from month to month. Withdrawals/redemptions and transfers of Interests are restricted. Investors must be prepared to lose their entire investment, and without any ability to redeem or withdraw so as to limit losses.

References to indices herein are for informational and general comparative purposes only. There will be significant differences between such indices and the investment programme of the Funds. The Fund will not invest in all (or any material portion) of the securities, industries or strategies represented by such indices. Comparisons to indices have inherent limitations and nothing herein is intended to suggest or otherwise imply that the Fund will, or are likely to, achieve returns, volatility or other results similar to such indices. Indices are unmanaged and do not reflect the result of management fees, performance-based allocations and other fees and expenses.

All Fund performance results presented herein are unaudited and should not be regarded as final until audited financial statements are issued. Past performance is not necessarily indicative of future results. Returns may increase or decrease with currency fluctuations. All performance results are based on the NAV of fee paying investors only and are presented net of management fees, brokerage commissions, administrative expenses, and accrued performance allocation, if any, and include the reinvestment of all dividends, interest, and capital gains. Net returns shown herein reflect those of an investor admitted at inception of the Fund, and are representative of a regular shareholder, net of applicable expenses and reflect reinvestment of dividends and interest. In the future, the Fund may offer share in the Fund with different fee and expense structures.

The Fund's investment approach is long-term, investors must expect to be committed to the Fund for an extended period of time (3-5 years) in order for it to have an optimal chance of achieving its investment objectives.

This Document may not be reproduced in whole or in part, and may not be delivered to any person (other than an authorised recipient's professional advisors under customary undertakings of confidentiality) without the prior written consent of the Investment Manager.

CANADIAN INVESTORS

Alquity has engaged with Stikeman Elliott LLP as their legal representation and is relying on the International Dealer Exemption in the provinces of Quebec and Ontario. With respect to statutory rights of action along with connected and related issuer information please refer to our Canadian Wrapper and Prospectus. This material is for distribution to Professional Clients only and does not constitute any recommendation or opinion regarding the appropriateness or suitability of an investment for any prospective investor

SWISS INVESTORS

Units are only distributed in Switzerland to Qualified Investors. The prospectus, the Articles of Association, the Key Investor Information Document "KIIDs" as well as the annual and semi-annual report of the Fund is available only to Qualified Investors free of charge. Funds other than the Luxembourg domiciled Alquity SICAV mentioned in this document may not be admitted for distribution in Switzerland.